

13th WORLD CONGRESS on Cancers of the Skin

7th - 10th April 2010

Madrid, Spain

Hotel Meliá Castilla



XXIII reunión del
grupo español de
dermatología quirúrgica,
láser y oncología cutánea

9 y 10 Abril 2010, Madrid



Gecidoc



Final Programme
Proceedings Book



www.wccs2010.com

13th WORLD CONGRESS
on **Cancers of the Skin**

7th - 10th April 2010
Madrid, Spain
Hotel Meliá Castilla

General Secretariat

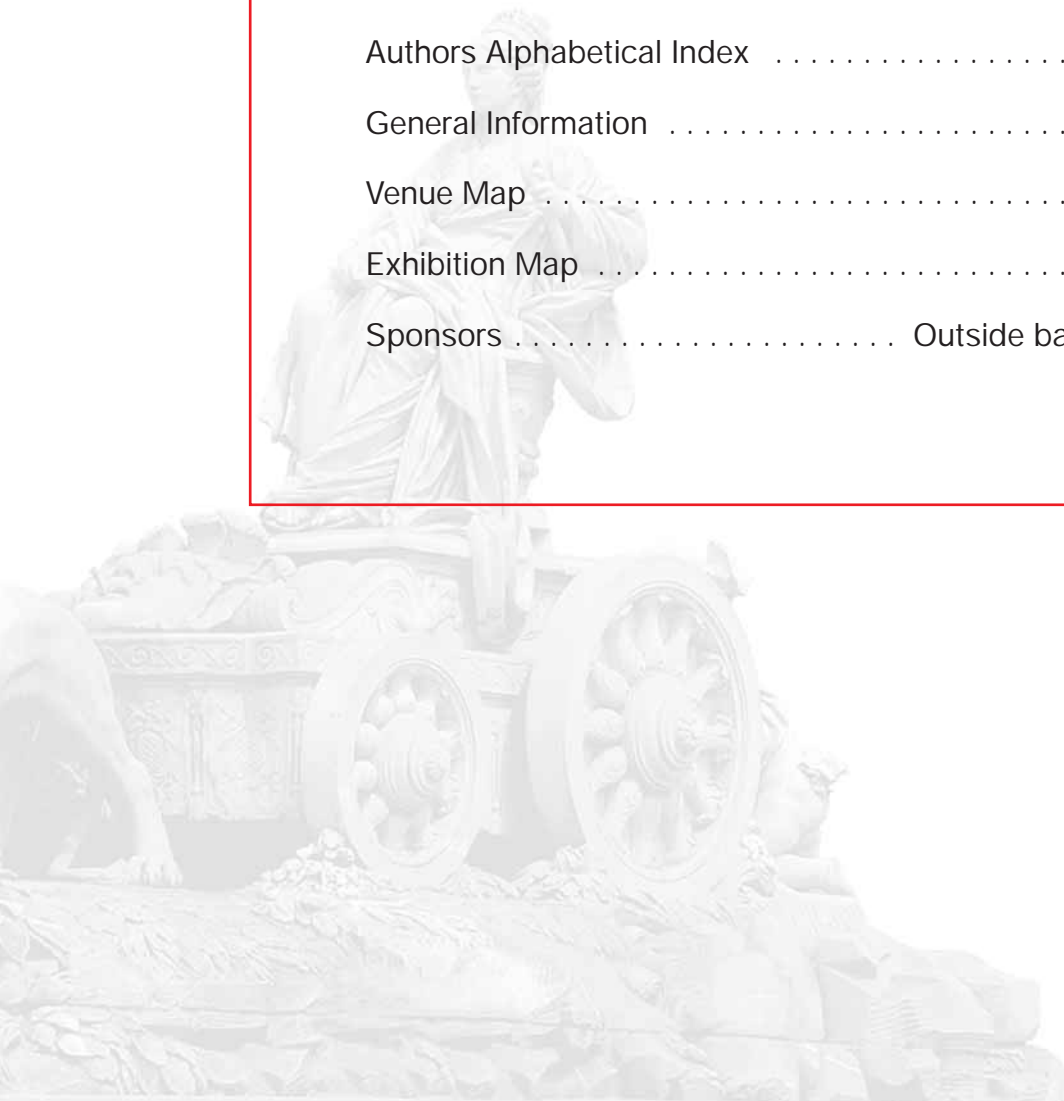


Servicios Básicos de Congresos, S.L.
Post Box 14.040 • 08080 BARCELONA
Tel. +34 937 209 189 • Fax +34 937 209 190
sbc@sbc-congresos.com
www.sbc-congresos.com • www.wccs



Index

Welcome	4
Committees	5
Programme at a glance	8
Programme	
Wednesday, 7 th April 2010	10
Thursday, 8 th April 2010	12
Friday, 9 th April 2010	18
Saturday, 10 th April 2010	23
Lectures Summary	25
Oral Communications	49
Posters Abstracts	61
Authors Alphabetical Index	88
General Information	91
Venue Map	93
Exhibition Map	94
Sponsors	Outside back cover



Dear Friends and Colleagues,

We have great pleasure to welcome you to the **13th World Congress on Cancers of the Skin (WCCS)** that is being held in Madrid, the capital of Spain, from April 7-10, 2010.

Six years ago, the delegates of the Skin Cancer Foundation had to choose the venue for the 9th World Congress, which was then held in Seville (Spain). The preparations for the Congress were undertaken by the Spanish Association of Skin Cancer (**ASECCUT**) together with the Spanish Academy of Dermatology and Venereology (**AEDV**), and was a great success.

For the second time the World Congress is held in Spain, the ASECCUT and the AEDV made a proposal to the **Skin Cancer Foundation** for the **13th WCCS** to be held in Madrid, which has become a consolidated congress venue.

Experience has proven that the congresses held in Madrid have always fulfilled their participants' expectations. The recent Centennial Congress of the Spanish Academy of Dermatology is an example. The fact that this Congress has once again returned to Spain in a year marked by changes and challenges, is a gesture of particular significance.


The World Congress on Cancers of the Skin in Madrid has been made possible thanks to the magnificent work done by our colleagues in Madrid to boost the growth and improvement of our Association.

The Local Organising Committee is very proud to host dermatologists, oncologists, epidemiologists, physicians and all the world's best professionals who work in the field of skin cancer.

The venue of the **13th WCCS** is the Hotel Meliá Castilla, which is already well-known to many of you from the various congresses held there by the International Society of Dermatologic Surgery and other international Symposia. Its location and many conference rooms make it ideally suited for this type of Congress.

In general lines, the scientific programme has been designed to reflect the ongoing endeavour of the ASECCUT and AEDV to make available to their members the latest developments in dermatological science and it will surely be welcomed by those attending the congress. The programme has plenary sessions, parallel session and symposia that provide ample opportunities to get up to date on epidemiology, diagnostics and therapeutic developments relating to skin cancers. The evening session on Wednesday on Public Education around the World is of special interest.

Welcome to Madrid!



Pablo Lázaro
Congress President



Francisco Camacho
Honorary President



Pedro Jaén
General Secretary



Committees

Honorary Presidents

Robins, Perry
Camacho, Francisco

Congress President

Lázaro, Pablo

Secretary General

Jaén, Pedro

Assistants General Secretaries

Camps, Àlex
Moreno, José-Carlos
Sánchez-Viera, Miguel

Treasurer

Aizpún, Miguel

Local Organising Committee

Casado, Mariano
García, Amaro
Guerra, Aurora
Requena, Luis
Ruíz, Ricardo
Suárez, Emilio
Vanaclocha, Francisco

International Scientific Committee

Alcalay, Joseph
Forsea, Ana-María
Garbe, Claus
Giannotti, Benvenuto
Ginzburg, Alex
Goldberg, Leonard
Haneke, Eckart
Hanke, C. William
Katsambas, Andreas
Kaufmann, Roland
Landi, Giorgio

Mihm, Martin
Ocampo, Jorge
Pehamberger, Hubert
Picoto, Antonio
Powell, Frank
Roseeuw, Diane
Sarnoff, Deborah S.
Saurat, Jean-Hilaire
Stengel, Fernando
Wiest, Luitgard

Local Scientific Committee

President

Conejo-Mir, Julián

Secretaries

Ríos-Buceta, Luis
Suárez, Ricardo

Members

Carrato, Alfredo
Contreras, Félix
Cuevas-Santos, Jesús
Fernández-Vozmediano, José-Manuel
González, Salvador
González-Larriba, José-Luis
Guillén, Carlos
Herrera, Enrique
Malvehy, Josep
Ortega, Rosa
Puig, Susana
Quintana, José-María
Rodríguez-Prieto, Manuel-Angel
Serrano, Salvio
Soto, Jorge
Vázquez, Hugo
Vilalta, Antonio

Sponsored by





EL JEFE DE LA CASA DE
S. M. EL REY

Palacio de La Zarzuela
Madrid, 18 de marzo de 2010

Doctor Don
PEDRO JAÉN
Secretario General del
13 Congreso Mundial de Cánceres de Piel
Avda. Vallvidrera núm. 53-57, c. 5
08017 BARCELONA

Muy señor mío:

Me complace acusar recibo de su carta del pasado día 10, en la que solicita una audiencia con S.M. el Rey para una representación del Comité Científico del 13 Congreso Mundial de Cánceres de Piel, que tendrá lugar en Madrid del 7 al 10 de abril próximo.

Deseo señalarle que SS.MM. los Reyes han tenido a bien aceptar la Presidencia del Comité de Honor del Congreso, pero lamentablemente no va a resultar posible atender su petición, debido a que la agenda de Su Majestad está muy recargada de actos oficiales el próximo mes de abril, circunstancia que no permite incluir otras actividades.

Le saluda atentamente,

ALBERTO AZA ARIAS

Honorary Committee

Honorary Chairs

SS.MM. Los Reyes de España
D. Juan Carlos I y Dña. Sofía

Members

Ministra de Sanidad y Política Social
Excma. Sra. Dña. Trinidad Jiménez García-Herrera

Ministro de Educación
Excmo. Sr. D. Ángel Gabilondo Pujol

Presidenta de la Comunidad de Madrid
Excma. Sra. Dña. Esperanza Aguirre Gil de Biedma

Alcalde de Madrid
Excmo. Sr. D. Alberto Ruiz Gallardón

Consejero de Sanidad de la Comunidad de Madrid
Excmo. D. Sr. Javier Fernández Lasquetty

Rector Mgfc. de la Universidad Autónoma de Madrid
Excmo. Sr. D. José M^a Sanz Martínez

Rector Mgfc. de la Universidad Complutense
Excmo. Sr. D. Carlos Berzosa Alonso-Martínez

Rector Mgfc. de la Universidad de Alcalá
Excmo. Sr. D. Fernando Galván

President of the Skin Cancer Foundation
Dr. Perry Robins

Presidente de la Academia Española de Dermatología y Venereología (AEDV)
Dr. Julián Conejo-Mir

Presidente de la Asociación Española del Cáncer Cutáneo (ASECCUT)
Dr. Pablo Lázaro Ochaíta

Presidenta de la Asociación Española contra el Cáncer (AECC)
Dña. Isabel Oriol Díaz de Bustamante

AUDITORIUM

WEDNESDAY, 7th April 2010

16.30 - 18.30	PUBLIC EDUCATION AROUND THE WORLD
20.00	SPEAKERS DINNER

THURSDAY, 8th April 2010

08.30 - 10.00	MELANOMA SKIN CANCER. Epidemiology, Diagnosis & Prevention
10.00 - 10.30	SPECIAL LECTURE. MELANOMA: Genetics & Therapeutics
10.30 - 11.00	Coffee Break
11.00 - 12.30	MELANOMA SKIN CANCER. Treatments
12.30 - 12.45	OFFICIAL OPENING
12.30 - 13.30	SYMPOSIUM PIERRE FABRE
13.30 - 15.00	LUNCH BREAK
15.00 - 16.00	SENTINEL LYMPH NODE BIOPSY
16.00 - 16.30	SPECIAL LECTURE. ANGIOGENESIS
16.30 - 17.00	Coffee Break
17.00 - 18.00	IMMUNOTHERAPY OF MELANOMA
20.00	WELCOME COCKTAIL - Madrid City Council

FRIDAY, 9th April 2010

08.30 - 10.00	NON MELANOMA SKIN CANCER. Epidemiology & Diagnosis
10.00 - 10.30	SPECIAL LECTURE. PROGNOSTIC INFORMATION OF TUMOR BURDEN IN SLNB FOR MELANOMA
10.30 - 11.00	Coffee Break
11.00 - 12.30	NON MELANOMA SKIN CANCER. Treatments
12.30 - 13.30	SYMPOSIUM LA ROCHE POSAY
13.30 - 15.00	LUNCH BREAK
15.00 - 16.00	SKIN CANCER IN ORGAN TRANSPLANT RECIPIENTS
16.00 - 16.30	SPECIAL LECTURE. SMOKING & SKIN CANCERS
16.30 - 17.00	Coffee Break
17.00 - 18.00	CUTANEOUS LYMPHOMAS
20.00	DINNER ALBINOS PROGRAM

SATURDAY, 10th April 2010

08.30 - 10.00	TREATMENTS ON CANCERS OF THE SKIN
10.00 - 10.30	SPECIAL LECTURE. 3D HISTOLOGY VS MOHS
10.30 - 11.00	Coffee Break
11.00 - 12.00	SYMPOSIUM GALDERMA
12.00 - 13.30	RECONSTRUCTIVE SURGERY
15.00 - 16.00	
16.00 - 16.30	
16.30 - 19.00	

Programme at a glance

HIDALGO ROOM	CALATRAVA ROOM	EL PATIO ROOM
MOHS SURGERY COURSE		
ATYPICAL NEVUS		
DERMOSCOPY		
SYMPOSIUM VICHY		
Coffee Break	FREE COMMUNICATIONS IA	Coffee Break
MELANOCYTIC NEVUS	FREE COMMUNICATIONS IB	CONFOCAL
SYMPOSIUM ISDIN ▶ Prado		
XXIII Reunión GECIDOC	UNUSUAL SKIN CANCER	MALIGNANT NAIL TUMORS
Coffee Break	FREE COMMUNICATIONS IIA	Coffee Break
XXIII Reunión GECIDOC	FREE COMMUNICATIONS IIB	TUMORAL PATHOLOGY & HPV
XXIII Reunión GECIDOC		
Coffee Break		
XXIII Reunión GECIDOC		
Coffee Break		
XXIII Reunión GECIDOC		

WEDNESDAY, 7th April 2010

16.30-18.30 PUBLIC EDUCATION AROUND THE WORLD ▶ Auditorium

Chair ▶ **Perry Robins** (USA)

Cochair ▶ **Jean-Hilaire Saurat** (Switzerland)

16.30 Skin Cancer Foundation: 30 years experience - teaching in the US and around the world
Perry Robins (USA)

16.40 Public education around the world on ILDS - skin cancer - ICD11
Jean-Hilaire Saurat (Switzerland)

16.50 European Academy of Dermatology and Venereology (EADV). Campaign about malignant melanoma in general
Andreas Katsambas (Greece)

17.00 American Academy of Dermatology (AAD). Campaigns in North America
Mary Maloney (USA)

17.10 Campaigns in South America
Fernando Stengel (Argentina)

17.20 Euromelanoma: From Belgian Skin Cancer Campaign to European Campaign
Diane Roseeuw (Belgium)

17.30 Skin cancer education in Eastern Europe: The Romanian perspective
Ana-Maria Forsea (Romania)

17.40 Campaigns about skin cancer in Spain
Carlos Guillén (Spain)

17.50 International Foundation of Dermatology (IFD). Moshi Program
Henning Grossman (Tanzania)

18.00 International Foundation of Dermatology (IFD).
Skin protection and resource-poor regions
Roderick J. Hay (UK)

18.10 Discussion



Final Programme



WEDNESDAY, 7th April 2010

- 16.30-19.30 MOHS SURGERY COURSE** ▶ Hidalgo Room
Chair ▶ Julián Conejo-Mir (Spain)
Cochairs ▶ C. William Hanke (USA) and Rex Amonette (USA)
- 16.30 **What is Mohs? Who was Mohs? History**
C. William Hanke (USA)
- 16.45 **Principles of Mohs**
Abel González (Argentina)
- 17.00 **Mapping and cutting**
Antonio Picoto (Portugal)
- 17.15 Coffee break
- 17.45 **Dermatopathology interpretation**
Pablo Umbert (Spain)
- 18.00 **Modification of Mohs**
Julián Conejo-Mir (Spain)
- 18.15 **Three-dimensional (3D) histology**
Helmut Breuninger (Germany)
- 18.30 **Great cases in Spain**
Rafael Botella (Spain)
- 18.45 **Controversies in Mohs surgery. Great cases from Dartmouth**
Robert MacNeal (USA)
- 19.00 Discussion



THURSDAY, 8th April 2010

08.30-10.00 MELANOMA SKIN CANCER. EPIDEMIOLOGY, DIAGNOSIS & PREVENTION ▶ Auditorium

Chair ▶ **Claus Garbe** (Germany)

Cochairs ▶ **Fernando Stengel** (Argentina) and **Pablo Lázaro** (Spain)

08.30 **New frontiers in non-invasive diagnosis of skin tumours: From imaging to molecular biology**
Josep Malvehy (Spain)

08.42 **Melanoma and pigmented lesions in the genital area**
M. Teresa Fernández-Figueras (Spain)

08.54 **Serial screening for melanoma: Measures that have consistently achieved early detection and cure**
Ronald N. Shore (USA)

09.06 **Serum vitamin D: Association with melanoma risk and prognosis**
Isabel Longo (Spain)

09.18 **Argentine Cutaneous Melanoma Registry (RAMC 2010): Population-based data from Latin America**
Fernando Stengel (Argentina)

09.30 **Key points in melanoma prevention 2010**
Gabriel Gontijo (Brazil)

09.42 Discussion

10.00-10.30 MELANOMA: GENETICS & THERAPEUTICS. Special Lecture ▶ Auditorium

Chairs ▶ **Rafael Botella** (Spain) and **José-Luis González-Larriba** (Spain)

Speaker ▶ **Dirk Schadendorf** (Germany)

10.30-11.00 Coffee break and visit to the Exhibition

11.00-12.30 MELANOMA SKIN CANCER. TREATMENTS ▶ Auditorium

Chair ▶ **John Hawk** (England)

Cochairs ▶ **Leonard Goldberg** (USA) and **Miguel Sánchez-Viera** (Spain)

11.00 **Treatment of lentigo maligna and lentigo maligna melanoma with Mohs surgery**
Leonard Goldberg (USA)

11.12 **The uses of imiquimod in lentigo maligna**
Agustín Alomar (Spain)

11.24 **Management of locoregional advanced melanoma**
David Moreno (Spain)

11.36 **New perspectives in the treatment of operable skin melanoma metastasis: Electrochemotherapy**
Josep Malvehy (Spain)

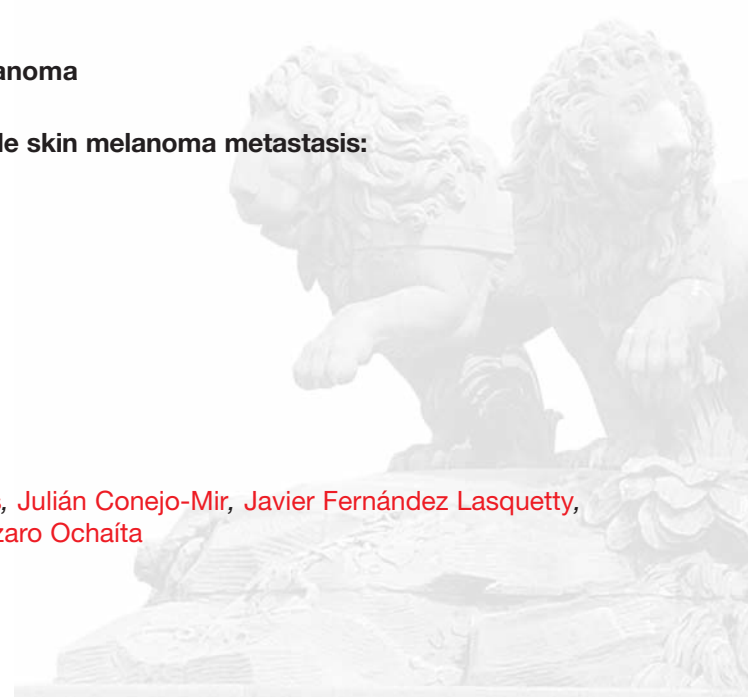
11.48 **Targeted therapies in melanoma**
Rosa Martí-Laborda (Spain)

12.00 **The immunotherapy of melanoma**
Frank O. Nestle (UK)

12.12 Discussion

12.30-12.45 OFFICIAL OPENING ▶ Auditorium

Esperanza Aguirre Gil de Biezma, Perry Robins, Julián Conejo-Mir, Javier Fernández Lasquetty, Isabel Oriol Díaz de Bustamante and Pablo Lázaro Ochaíta



Final Programme



12.30-13.30 SYMPOSIUM PIERRE FABRE ▶ Auditorium

An ethical approach of photoprotection

Chair ▶ **Francisco Camacho** (Spain)

12.30 **Cyclobutane thymine dimers: The most frequent and persistent DNA lesions in skin exposed to both UVB and UVA**

Thierry Douki (France)

12.45 **New approaches for evaluation of Avène sunscreen photoprotection in vitro**

Nathalie Castex-Rizzi (France)

13.00 **2010: A new generation of sunscreen Avène**

Florence Roulleaux (France)

13.15 Discussion

13.30-15.00 Lunch Break

15.00-16.00 SENTINEL NODE ▶ Auditorium

Chair ▶ **Omgo Nieweg** (The Netherlands)

Cochairs ▶ **Antonio Vilalta** (Spain) and **Deborah MacFarlane** (USA)

15.00 **Sentinel node biopsy. Advantages & disadvantages**

Omgo Nieweg (The Netherlands)

15.12 **Radioguided sentinel node biopsy with portable gammacamera**

David Moreno (Spain)

15.24 **Capsular nevus: A possible pitfall in the analysis of sentinel lymph nodes in melanoma patients**

Victor G. Prieto (USA)

15.36 **Reflection & closing remarks**

Antonio Vilalta (Spain)

15.48 Discussion

15.00-16.00 ATYPICAL NEVUS ▶ Hidalgo Room

Chair ▶ **David E. Elder** (USA)

Cochairs ▶ **Teresa Estrach** (Spain) and **Diane Roseeuw** (Belgium)

15.00 **Dysplastic, atypical or Clark nevus. A brief history**

David E. Elder (USA)

15.12 **Digital mapping in atypical nevus**

Lara Ferrándiz (Spain)

15.24 **Dermoscopy in atypical nevus**

Horacio Cabo (Argentina)

15.36 **Moles and melanoma in children**

James Dinulos (USA)

15.48 **Curettage in giant nevus**

Diane Roseeuw (Belgium)

15.00-16.00 SYMPOSIUM VICHY ▶ El Patio Room

Enhancing sun awareness

Chairs ▶ **Agustin Alomar** (Spain) and **Perry Robins** (USA)

15.00 **The perception of tanning and ideal skin color through time**

Elisabeth Azoulay (France)

THURSDAY, 8th April 2010

- 15.12 **Go with your own glow!**
Deborah S. Sarnoff (USA)
- 15.24 **Sunscreens: Issues of compliance**
Agustín Alomar (Spain)
- 15.36 **Latest advances in sunscreen development: Progenitor cell protection against UV induced damage**
Michelle Rathman-Josserand (France)

15.00-16.00 DERMOSCOPY ▶ Calatrava Room
Chair ▶ *Giuseppe Argenziano (Italy)*
Cochairs ▶ *Wilhem Sotlz (Germany)* and *Josep Malvehy (Spain)*

- 15.00 **Melanoma screening in the dermoscopy era**
Giuseppe Argenziano (Italy)
- 15.12 **My best criteria for the diagnosis of melanoma**
Josep Malvehy (Spain)
- 15.24 **Unknowns for the experts. Part 1**
Iris Zalaudek (Austria)
- 15.36 **Unknowns for the experts. Part 2**
Susana Puig (Spain)
- 15.48 Discussion

16.00-16.30 ANGIOGENESIS: THE NEW POTENTIAL TARGET FOR THERAPY OF SKIN CANCER?
Special Lecture ▶ Auditorium
Chairs ▶ *Amaro García (Spain)* and *Pedro Jaén (Spain)*
Speaker ▶ *Pedro Cuevas (Spain)*

16.00-17.00 FREE COMMUNICATIONS IA ▶ Calatrava Room
Chairs ▶ *Victor G. Prieto (USA)*, *Rosa Ortega (Spain)* and *Alex Camps (Spain)*

- 16.00 **1. ISOLATED LIMB PERFUSION FOR LOCALLY ADVANCED MELANOMA**
M. Alés-Fernández (1); de la Cruz-Merino (2); D. Moreno-Ramirez (1); O. Haraji (3); J.M. Baquero (3); M. Codes (2); and F.M. Camacho (1).
(1) Dermatology Department; (2) Medical Oncology Department; and (3) Cardiovascular Surgery Department. Hospital Universitario Virgen Macarena. Seville, Spain.
- 16.05 **2. RISK FACTORS FOR IN-TRANSIT METASTASES IN PATIENTS WITH CUTANEOUS MALIGNANT MELANOMA & RELATIONSHIP WITH SENTINEL LYMPH NODE BIOPSY**
Antonio Clemente-Ruiz de Almirón (1) and S. Serrano-Ortega (2).
(1) Dermatology Service, Hospital Universitario Virgen de la Arrixaca. Murcia, Spain; and (2) Facultad de Medicina, Universidad de Granada. Granada, Spain.
- 16.10 **3. OUR RESULTS IN THE SENTINEL LYMPH NODE BIOPSY IN MELANOMA PATIENTS**
Rodica Cosgarea (1); G. Dindelegan (2); G. Cobzac (3); Liliana Rogojan (3); Magda Petrescu (3); Simona Senila (1); Elisabeta Candrea (1); Loredana Ungureanu (1); Laura Albu (1); Liliana Colibaba (1) and Razvan Bucur (1)
(1) Departments of Dermatology, and (2) Surgery I, University of Medicine "Iuliu Haieganu". Cluj-Napoca; and (3) Clinical County Emergency Hospital Cluj-Napoca, Romania.
- 16.15 **4. CHANGING THE APPROACH OF LOCAL ADVANCED MELANOMA (STAGE IIIB) WITH ELECTRO-CHEMOTHERAPY**
Victor Farricha (1,2); Hugo Vasques (1); Sara Carvalhal (1); and José Crespo Mendes de Almeida (1,2)
(1) Portuguese Oncological Institute of Lisbon, Melanoma and Sarcoma Unit. Lisbon, Portugal; and (2) Faculty of Medicine, University of Lisbon. Lisbon, Portugal.



- 16.20 **5. ELECTROCHEMOTHERAPY IN THE TREATMENT OF CUTANEOUS MELANOMA METASTASES: LONG-TERM FOLLOW-UP RESULTS AND RESPONSE-ASSOCIATED CLINIC-PATHOLOGIC FACTORS**
Pietro Quaglino, C. Mortera, F. Marengo, T. Nardò, M. Novelli, P. Savoia and M.G. Bernengo.
Department of Biomedical Sciences and Human Oncology, Section of Dermatology, 1st Dermatologic Division, University of Turin, Italy.
- 16.25 **6. CLINIC-PATHOLOGIC FEATURES OF SENTINEL LYMPH NODES PREDICTIVE FOR NON-SENTINEL LYMPH NODE INVOLVEMENT, DISEASE-FREE SURVIVAL AND OVERALL SURVIVAL IN MELANOMA PATIENTS**
Pietro Quaglino (1); S. Ribero(1); L. Macrì (2); A. Sapino (2); S. Osella-Abate (1); S.M. Grassi (3); V. Caliendo (3); P. Savoia (1); G. Macripò (3); and M.G. Bernengo (1)
(1) Department of Biomedical Sciences and Human Oncology, Section of Dermatology, 1st Dermatologic Division, University of Turin; (2) Section of Surgical Pathology, University of Turin; and (3) Oncology and Haematology Department, San Giovanni Hospital. Turin, Italy.
- 16.30 **7. ADVERSE REACTIONS TO PATENT BLUE V DYE USED IN SENTINEL LYMPH NODE BIOPSY FOR MELANOMA**
Milap Rughani, M. Swan, T. Adams and O. Cassell.
Department of Plastic Surgery, The John Radcliffe Hospital. Oxford, UK.
- 16.35 **8. SPITZOID TUMORS WITH UNCERTAIN BIOLOGICAL BEHAVIOR**
Diana Santiago Sánchez-Mateos (1); Y. Delgado-Jiménez (1); E. Vargas (1); J. Fraga (2); L. Requena (3); and A. García-Diez (1)
(1) Departments of Dermatology and (2) Pathology. Hospital Universitario de la Princesa. Madrid, Spain; and (3) Department of Dermatology. Fundación Jiménez Díaz. Madrid, Spain.
- 16.40 **9. SUBUNGUAL MELANOMA. A STUDY OF ELEVEN PATIENTS HIGHLIGHTING CURRENT MANAGEMENT CONSIDERATIONS**
Erich Vargas-Diez (1); Diana Santiago (1); Yolanda Delgado (1); Javier Fraga (2); and Amaro García-Diez (1)
(1) Departments of Dermatology and (2) Anatomical Pathology. Hospital Universitario de la Princesa. Madrid, Spain.
- 16.45 **10. EVALUATION OF ANTIPROLIFERATIVE PROPERTIES OF XANTHONES FROM PERICARP OF MANGOSTEEN (GARCINIA MANGOSTANA L.) ON HUMAN MELANOMA CELLS**
Jingjing Wang; B. Sanderson; and W. Zhang.
Department of Medical Biotechnology, Faculty of Health Sciences, School of Medicine. Flinders University, Adelaide, Australia.
- 16.30-17.00 Coffee break and visit to the Exhibition
- 16.30-17.30 IMMUNOTHERAPY OF MELANOMA** ▶ Auditorium
 Chair ▶ **Frank O. Nestle** (UK)
 Cochairs ▶ **Ana-Maria Forsea** (Romania) and **Alfredo Carrato** (Spain)
- 16.30 **Introduction.** **Frank O. Nestle** (UK)
- 16.40 **Melanoma vaccines**
Juan Honeyman (Chile)
- 16.50 **Interferon alpha and other adjuvants in melanoma immunotherapy**
Teresa Estrach (Spain)
- 17.00 **Innate immune cells as therapeutic targets**
Katie Lacy (UK)
- 17.10 **Concluding remarks**
Ana-Maria Forsea (Romania)
- 17.20 Discussion

- 17.00-18.00 MELANOCYTIC NEVI** ▶ Hidalgo Room
Chair ▶ **Benvenuto Giannotti** (Italy)
Cochairs ▶ **Diane Rosseeuw** (Belgium) and **Julián Conejo-Mir** (Spain)
- 17.00 **Epidemiology of melanocytic nevi**
Claus Garbe (Germany)
- 17.12 **Classification of melanocytic nevi**
Giuseppe Argenziano (Italy)
- 17.24 **Melanocytic nevi of the nail apparatus**
Josette André (Belgium)
- 17.36 **A new aspect of melanocytic lesions: Relationship with aquaporins**
Julián Conejo-Mir (Spain) and **Guiovana Osorio** (Colombia)
- 17.48 Discussion
- 17.00-18.00 FREE COMMUNICATIONS IB** ▶ Calatrava Room
Chairs ▶ **C. William Hanke** (USA), **Alex Ginsburg** (Israel) and **Enrique Herrera** (Spain)
- 17.00 **11. DERMATOSCOPIC FEATURES OF PIGMENTED BASAL CELL CARCINOMA: A RETROSPECTIVE STUDY**
Ercan Arca and H. Yesil.
Assoc. Prof. Gülhane Military Medical Academy School of Medicine Department of Dermatology. Ankara, Turkey.
- 17.05 **12. OUR EXPERIENCE IN THE TREATMENT OF NON-MELANOMA SKIN CANCER BY PHOTODYNAMIC THERAPY**
Rodica Cosgarea; Mirela Susan; Corina Baican; and S. Senila.
University of Medicine "Iuliu Hatieganu". Cluj-Napoca, Romania.
- 17.10 **13. KERATOACANTHOMA: BENIGN TUMOR OR A TYPE OF SQUA-MOUS CELL CARCINOMA**
Alex Ginzburg.
Sheba Medical Center. Israel.
- 17.15 **14. MULTIPLE INTRAEPIDERMAL EPIDERMOTROPIC METASTASIS OF MELANOMA MIMICKING PRIMARY MALIGNANT MELANOMA: UNUSUAL CLINICAL, DERMOSCOPIC & HISTOPATHOLOGICAL FEATURES**
Sara Lestre (1), P. Ponte (1); A. Joao (1); M. Teixeira (2); and A. Fidalgo (2)
(1) Dermatology Department, Hospital Santo António dos Capuchos, Centro Hospitalar de Lisboa Central, Portugal; and (2) Serviço de Genética, Instituto Portugues de Oncologia do Porto, Portugal.
- 17.20 **15. COMBINED CO₂ LASER AND PHOTODYNAMIC THERAPY FOR NON-MELANOMA SKIN CANCER**
Sara Lestre, Filipa Diamantino; Joana Dias Coelho; Lourdes Sousa; Ana Ferreira; and Vasco Serrão.
Dermatology Department, Hospital Santo Antonio dos Capuchos, Centro Hospitalar de Lisboa Central. Lisboa, Portugal.
- 17.25 **16. PHOTODYNAMIC THERAPY FOR ANO-GENITAL NEOPLASMS**
Arjen Nikkels; O. Wauters; and M. Caucanas.
Department of Dermatology, University Hospital of Liège, Belgium.
- 17.30 **17. HYPERTROPHIC LICHEN PLANUS-LIKE REACTIONS OVER SURGICAL SCARS SIMULATING SQUAMOUS CELL CARCINOMAS**
Maria Estela Martínez-Escala (1); E. Rozas (1); I. Gil (1); R. Salgado (3); B. Espinet (3); C. Barranco (2); R.M. Pujol (1); and A. Toll (1).
(1) Departments of Dermatology; (2) Pathology; and (3) Molecular Cytogenetic Lab. Hospital del Mar. IMAS-IMIM. Barcelona, Spain.
- 

- 17.35 **18. NON-DENATURED SOY EXTRACTS REDUCE THE RISK OF SKIN CANCER DEVELOPMENT VIA MULTIPLE MECHANISMS**
Miri Seiberg; Nannan Chen; Li Zhang; and Connie B. Lin.
The Johnson&Johnson Skin Research Center, CPPW, a Division of Johnson&Johnson Consumer Companies, Inc. Skillman, NJ, USA.
- 17.40 **19. CYCLINS D1, E AND A EXPRESSION IN ACTINIC KERATOSIS, MORBUS BOWEN AND SQUAMOUS CELL CARCINOMA**
Jelena Stojkovic-Filipovic (1); D. Brasanac (2); D. Skiljevic (1); and L.J. Medenica (1)
(1) Dermatovenereology Institute, Clinical Center of Serbia, Belgrade; and (2) Institute of Patology, School of Medicine. Belgrade, Serbia.
- 17.45 **20. TECHNIQUES IN DERMATOLOGICAL SURGERY OF THE TRUNK**
Enrique Herrera-Acosta; N. López; R. Bosch; and E. Herrera Ceballos.
Virgen de la Victoria University Hospital. Málaga, Spain.

17.00-18.00 REFLECTANCE CONFOCAL MICROSCOPY IN THE DIAGNOSIS OF CUTANEOUS NEOPLASMS ▶ El Patio Room

Chair ▶ **Salvador González** (Spain)

Cochairs ▶ **Giovanni Pellacani** (Italy) and **Susana Puig** (Spain)

- 17.00 **Reflectance confocal microscopy for melanoma diagnosis**
Giovanni Pellacani (Italy)
- 17.10 **Dysplastic nevi: Correlation between RCM and histopathology**
Melissa Gill (USA)
- 17.20 **Microscopic monitoring of melanoma arising in a nevus**
Susana Puig (Spain)
- 17.30 **Reflectance confocal microscopy in the diagnosis of basal cell carcinoma**
Salvador González (Spain)
- 17.40 **The applicability of reflectance confocal microscopy in the diagnosis of cutaneous lymphoma**
Susanne Astner (Germany)
- 17.50 Discussion

20.00 WELCOME COCKTAIL ▶ Jardines San Cecilio, Parque del Retiro

21.30 Buses will leave at 19,30 from main entrance of the Hotel Meliá

FRIDAY, 9th April 2010

08.30-10.00 NON MELANOMA SKIN CANCER.

EPIDEMIOLOGY AND DIAGNOSIS ▶ Auditorium

Chair ▶ **Jean-Hilaire Saurat** (Switzerland)

Cochairs ▶ **Roderick J. Hay** (UK) and **Mary Maloney** (USA)

08.30 Merkel tumor

M. Teresa Fernández-Figueras (Spain)

08.45 Global burden of Disease Project and non-melanoma skin cancer

Roderick J. Hay (UK)

09.00 Radiologic imaging of skin cancer

Deborah MacFarlane (USA)

09.15 High risk SCC that highlights the poorly differentiated tumors with single cells lying free

Mary Maloney (USA)

09.30 Atmospheric change: Influence in non-melanoma skin cancer

Vicente Torres (Mexico)

09.45 Discussion

10.00-10.30 QUANTIFICATION OF TUMOR BURDEN IN MELANOMA SENTINEL LYMPH NODE ADDS PROGNOSTIC INFORMATION Special Lecture ▶ Auditorium

Chairs ▶ **José-María Mascaró** (Spain) and **Jean-Hilaire Saurat** (Switzerland)

Speaker ▶ **Víctor G. Prieto** (USA)

10.30-11.00 Coffee break and visit to the Exhibition

11.00-12.30 NON MELANOMA SKIN CANCER. TREATMENTS ▶ Auditorium

Chair ▶ **Antonio Picoto** (Portugal)

Cochairs ▶ **Joseph Alcalay** (Israel) and **Hugo Vázquez** (Spain)

11.00 Tumescant anesthesia in non-melanoma

Enrique Hernández-Pérez (El Salvador)

11.12 Reconstruction of extremities after surgical excision of non-melanoma skin cancer

Ricardo Vieira (Portugal)

11.24 Mohs surgery for DFSP

Joseph Alcalay (Israel)

11.36 Immunomarkers in Mohs

Yolanda Delgado-Jiménez (Spain) and **Luis Ríos Buceta** (Spain)

11.48 The concept of field cancerization in dermatology, a practical approach

Eggert Stockfleth (Germany)

12.00 Medical treatment of skin cancer

Gregor Jemec (Denmark)

12.12 Discussion

12.30-13.30 SYMPOSIUM LA ROCHE POSAY ▶ Auditorium
Photoprotection in relation to skin cancer prevention

Chair ▶ **Gillian Murphy** (Ireland)

Cochair ▶ **André Rougier** (France)

12.30 Sunscreens and skin cancer prevention

Gillian Murphy (Ireland)



Final Programme



- 12.42 **Photoprotection at gene expression level**
Françoise Bernerd (France)
- 12.54 **UVA and photo-immunosuppression: Our Experience**
André Rougier (France)
- 13.06 **New developments in photoprotection**
Martin Josso (France)
- 13.18 Discussion

13.30-15.00 Lunch Break

13.30-15.00 SYMPOSIUM ISDIN ▶ Sala Prado
AK-NMSC
Moderador ▶ **Hugo Vázquez**

13.30 Pica pica

14.00 **Introducción**

14.10 **AK-NMSC prevención: Nuevas tendencias (fotoprotectores, reparadores de ADN, etc...)**
Rafael Botella

14.35 **AK-NMSC en poblaciones de alto riesgo y experiencia clínica (Eryfotona AK-NMSC coadyuvante a tratamientos convencionales).** *Agustín España*

15.00-18.30



XXIII reunión del **grupo español**
de dermatología quirúrgica,
láser y oncología cutánea



▶ Sala Hidalgo

13.00-15.00 Recogida de la documentación

15.00-15.15 Inauguración Oficial. **Hugo Vázquez-Veiga** y **Manuel Ángel Rodríguez-Prieto**

15.15-19.30 **ONCOLOGÍA DERMATOLÓGICA**

Moderadores ▶ **Onofre Sanmartín Jiménez** y **Ramon Maria Pujol Vallverdú**

17.30-18.30 **COMUNICACIONES LIBRES - ONCOLOGÍA DERMATOLÓGICA**

Moderadores ▶ **Ricardo Juan Bosch García** y **Pablo Lázaro Ochaíta**

15.00-16.00 SKIN CANCER IN ORGAN TRANSPLANT RECIPIENTS ▶ Auditorium

Chair ▶ **Gillian Murphy (Ireland)**

Cochairs ▶ **Eggert Stockfleth (Germany)** and **Carlos Ferrándiz (Spain)**

15.00 **Teledermatology. A potential tool for dermatological aftercare in organ transplant patients**
Lara Ferrándiz (Spain)

15.12 **Skin cancer after organ transplantation: Where are we now?**
Rita Cabeza (Spain)

15.24 **Influence of conversion from calcineurin inhibitors to ISP in post-transplant cutaneous squamous cell carcinomas**
Julio Pascual (Spain)

15.36 **Prevention of non-melanoma skin cancer in organ transplant patients by regular use of a sunscreen**
Claas Ulrich (Germany)

15.48 Discussion

FRIDAY, 9th April 2010

- 15.00-16.00 UNUSUAL SKIN CANCER** ▶ Calatrava Room
Chair ▶ **Martin Mihm** (USA)
Cochairs ▶ **Luis Requena** (Spain) and **Jesús Cuevas Santos** (Spain)
- 15.00 **Unusual malignant adnexal tumors**
Luis Requena (Spain)
- 15.12 **Unusual mesenchymal cutaneous tumors**
José-Luis Rodríguez-Peralto (Spain)
- 15.24 **Unusual melanomas**
Martin Mihm (USA)
- 15.36 **Melanocytic tumors of uncertain malignant potential (MELTUMP)**
David E. Elder (USA)
- 15.45 Discussion
- 15.00-16.00 MALIGNANT NAIL TUMORS** ▶ El Patio Room
Chair ▶ **Robert Baran** (France)
Cochairs ▶ **Beltrand Richert** (Belgium) and **Salvio Serrano** (Spain)
- 15.00 **Dyschromia, as a clue for malignancy**
Robert Baran (France)
- 15.12 **Bowen's disease**
Bertrand Richert (Belgium)
- 15.24 **What is the best choice to treat subungual squamous cell carcinoma**
Olivier Cogrel (France)
- 15.36 **Complication of malignant nail surgery**
Véronique Blatiere (France)
- 15.48 Discussion
- 16.00-16.30 SMOKING & SKIN CANCERS. Special Lecture** ▶ Auditorium
Chair ▶ **Víctor López García-Aranda** (Spain)
Speaker ▶ **Sergei Grando** (USA)
- 16.00-17.00 FREE COMMUNICATIONS IIA** ▶ Calatrava Room
Chairs ▶ **Emilio Suárez** (Spain), **Jorge Soto** (Spain) and **José-Manuel Fernández-Vozmediano** (Spain)
- 16.00 **21. TOPICAL PHENOL TREATMENT OF ACTINIC KERATOSIS: EFFICACY AND COST ANALYSIS**
Daniel Haynes.
East Tennessee State University, USA.
- 16.05 **22. INCIDENCE OF SKIN CANCER AMONG DERMATOLOGY PATIENTS IN PALESTINE**
Hisham Arda
Faculty of Medicine, An-Najah University, Nablus, Palestine.
- 16.10 **23. MANAGEMENT OF A MONSTROUS KELOID FOLLOWING EXCISION OF NEVI WITH POST-OPERATIVE INTERSTITIAL BRACHYTHERAPY WITH IRIIDIUM-192 AFTER EXCISION AND REGIONAL RECONSTRUCTION WITH DOUBLE ROTATION FLAP ACCORDING TO WEBSTER COMBINED AS SALVAGE THERAPY**
Jürgen P. Bauerschmitz (1); **V. Strnad** (2); and **G. Schuler** (1).
(1) Departments of Dermatology; and (2) Radiotherapy, University Hospital of Erlangen. Erlangen, Germany.
- 

Final Programme



- 16.15 **24. ELECTROCHEMOTHERAPY: TWO YEARS OF EXPERIENCE**
Victor Farricha (1,2); Hugo Vasques (1); Sara Carvalhal (1); and José Crespo Mendes de Almeida (1,2)
 (1) Portuguese Oncological Institute of Lisbon – Melanoma and Sarcoma Unit. Lisbon, Portugal; and (2) Faculty of Medicine – University of Lisbon. Lisbon, Portugal.
- 16.20 **25. INTRA-ABDOMINAL ELECTROCHEMOTHERAPY. REPORT OF RESULTS**
Victor Farricha
 (1) Portuguese Oncological Institute of Lisbon, Melanoma and Sarcoma Unit. Lisbon, Portugal; and (2) Faculty of Medicine, University of Lisbon. Lisbon, Portugal.
- 16.25 **26. EOSINOPHILIC FASCIITIS REFRACTORY TO HYDROXYCHLO-ROQUINE: A CASE REPORT**
Ryan Goerig; and Sergio Jimenez.
 Thomas Jefferson University Hospital, Department of Dermatology and Cutaneous Biology. Philadelphia, USA.
- 16.30 **27. DIFFICULTIES IN ACCESSING SKIN CANCER CHECKUPS FOR AFRICAN ALBINOS**
Melanie Miyanji de Souza
 The Aga Khan University Hospital. Nairobi, Kenya.
- 16.35 **28. PHOTODYNAMIC THERAPY OF EXTENSIVE BOWEN DISEASE**
Norberto López Navarro; Castillo Muñoz, Rosa; Herrera Acosta, Enrique; Bosch García, Ricardo Juan; De Gálvez Arana, María Victoria; and Herrera Ceballos, Enrique.
 University Hospital Virgen de la Victoria. Málaga, Spain.
- 16.40 **29. SYRINGOID ECCRINE CARCINOMA**
Eduardo Rozas (1); A. Toll (1); F. Gallardo (1); J. Gimeno (4); C. Barranco (4); X. Bigatà (3); M.J. Fantova (4); and R.M. Pujol (1)
 (1) Departments of Dermatology and (2) Pathology. Hospital del Mar. IMAS. Barcelona, Spain; (3) Departments of Dermatology and (4) Pathology. Hospital de Mataró. Barcelona, Spain.
- 16.30-17.00 Coffee break and visit to the Exhibition
- 17.00-18.15 CUTANEOUS LYMPHOMAS** ▶ Auditorium
 Chair ▶ **Maarten Vermeer** (The Netherlands)
 Cochairs ▶ **Isabel Longo** (Spain) and **Pablo Ortiz** (Spain)
- 17.00 **EORTC Guide for lymphoproliferative CD30 diseases**
Werner Kempf (Switzerland)
- 17.12 **Treatment of B lymphomas**
Maarten Vermeer (The Netherlands)
- 17.24 **Treatment of early mycosis fungoides**
Isabel Longo (Spain)
- 17.36 **Treatment of advanced mycosis fungoides**
Rudolf Stadler (Germany)
- 17.48 **New treatment for mycosis fungoides**
Pablo Ortiz (Spain)
- 18.00 Discussion
- 17.00-18.00 FREE COMMUNICATIONS IIB** ▶ Calatrava Room
 Chairs ▶ **Vicente Torres** (Mexico), **José-Carlos Moreno** (Spain) and **Aurora Guerra** (Spain)
- 17.00 **30. NASAL RECONSTRUCTION WITH LOCAL FLAPS AFTER SKIN CANCER SURGERY**
Cem Aslan, B. Can, S. Özkan, A. Göral and M. Ayhan Oral.
 Izmir Atatürk Training & Research Hospital Plastic & Reconstructive Surgery Clinic. Izmir, Turkey.

- 17.05 **31. ALAR RECONSTRUCTION AFTER MOHS SURGERY. SUBUNIT PRINCIPLE AND FOREHEAD FLAP. STATE OF THE ART?**
Abel González; M. Pistone Creydt; and D. Hansman.
Mohs Surgery Unit. Institute of Oncology AH Roffo. University of Buenos Aires. Argentina.
- 17.10 **32. LARGE CUTANEOUS DEFECTS OF THE UPPER LIP AFTER MOHS SURGERY. ASSOCIATION OF FLAPS MAY BE AN EXCELLENT OPTION FOR RECONSTRUCTION**
Abel González; Urrutia G; Pistone Creydt M; Hansman D; and Etchichury D.
Mohs Surgery Unit. Institute of Oncology AH Roffo. University of Buenos Aires, Argentina.
- 17.15 **33. MOHS MICROGRAPHIC SURGERY FOR THE TREATMENT OF DERMATOFIBROSARCOMA PROTUBERANS OF THE HEAD AND NECK**
Abel González; Urrutia G; Rivero M; Pistone Creydt M; Hansman D; and Etchichury D.
Mohs Surgery Unit. Institute of Oncology AH Roffo. University of Buenos Aires. Argentina. Alexander Fleming Institute. University of Buenos Aires, Argentina.
- 17.20 **34. DERMIS GRAFT ON FACE AFTER REMOVAL OF NONMELANOMA SKIN CANCER**
Seung-Kyu, S.K. Han, N.H. Hwang and W.K. Kim.
Korea University College of Medicine. Seoul, Korea (South).
- 17.25 **35. RECONSTRUCTION OF CONTOUR DEFORMITIES OF THE NOSE AFTER RADICAL EXCISION OF MALIGNANT TUMOURS**
Krish Kumar, H. Taha and P. Witt.
Department of Plastic, Reconstructive & Hand Surgery. Derriford Hospital. Plymouth, UK.
- 17.30 **36. MOHS MICROGRAPHIC SURGERY IN SWEDEN: 5-YEAR RESULTS OF 599 CASES**
John Paoli; Bo Stenquist; Sam Gylling; and A.M. Wennberg.
Department of Dermatology and Venereology. Sahlgrenska University Hospital. Gothenburg, Sweden.
- 17.35 **37. RECONSTRUCTION OF LARGE DEFECTS OF THE NOSE (NASAL TIP) WITH A LONG BISECTED GLABELLAR FLAP**
David Serra; P. Andrade; R. Vieira; and A. Figueiredo.
Dermatology Department, University Hospital of Coimbra. Coimbra, Portugal.

17.00-18.00 TUMORAL PATHOLOGY AND HUMAN PAPILLOMA VIRUSES ▶ El Patio Room

Chair ▶ **Jane Margaret Grant-Kels** (USA)

Cochair ▶ **Lluís Puig** (Spain)

17.00 **Introduction**

Jane Margaret Grant-Kels (USA)

17.04 **Human papilloma viruses in skin cancer**

Jan Nico Bouwes-Bavinck (The Netherlands)

17.20 **Histopathological features of HPV-associated tumors**

Betlem Lloveras (Spain)

17.36 **New developments in molecular diagnosis/prognosis of HPV-related lesions**

Anna Colomer (Spain)

17.52 Discussion

21.00 FUND-RAISING DINNER: ALBINOS PROGRAM ▶ Casino de Madrid, Alcalá 15.



This dinner at the elegant Casino de Madrid is a fund-raiser for Albinos Spain Program and Moshi Program. The cost of the dinner is 120€ (VAT included) per person, the funds will be donated to these programs.

If you are interested in joining us, the tickets can be purchased at the congress.

Final Programme



SATURDAY, 10th April 2010

08.30-10.00		XXIII reunión del grupo español de dermatología quirúrgica, láser y oncología cutánea 
08.30-13.00	LÁSER ▶ Sala Hidalgo <i>Moderadores</i> ▶ María-Teresa Gutiérrez Salmerón y Jesús del Pozo Losada	
08.30	Criolipólisis. Virginia Sánchez García	
08.48	Fotodepilación con sistemas de luz a bajas fluencias, con aplicación estática y dinámica ¿Qué hay sobre estos nuevos sistemas? Mariano Vélez González	
09.06	Radiofrecuencia fraccionada. Manuel Ángel Rodríguez Prieto	
09.24	Láser fraccionado. Julián Conejo-Mir	
09.42	Prevención de cáncer cutáneo no melanoma con terapia fotodinámica Bibiana Pérez García y Lorea Bagazgoitia Sáez de Vicuña	

- 08.30-10.00 TREATMENTS ON CANCERS OF THE SKIN** ▶ Auditorium
Chair ▶ **Roland Kaufmann** (Germany)
Cochairs ▶ **Jorge Ocampo** (Mexico) and **Luis Rios-Buceta** (Spain)
- 08.30 **Precancerous lesions and in situ carcinoma**
Roland Kaufmann (Germany)
- 08.45 **Basal cell carcinoma: Modern therapy**
Alex Stratigos (Greece)
- 09.00 **Is Mohs' surgery still the gold standard in NMSC?**
Jorge Ocampo (Mexico)
- 09.15 **New treatment options in Merkel cell carcinoma?**
Jürgen Becker (Germany)
- 09.30 **Targeted therapy in NMSC**
Günther Hofbauer (Switzerland)
- 09.45 Final discussion and closing remarks
- 10.00-10.30 THREE-DIMENSIONAL (3D) HISTOLOGY VS MOHS-SURGERY. Special Lecture** ▶ Auditorium
Chairs ▶ **Pablo Umbert** (Spain) and **Hugo Vázquez Veiga** (Spain)
Speaker ▶ **Helmut Breuninger** (Germany)
- 10.30-11.00 Coffee break and visit to the Exhibition
- 11.00-12.00 SYMPOSIUM GALDERMA** ▶ Auditorium
Present and future of photodynamic therapy in NMSC
Chair ▶ **Joan-Ramón Garcés** (Spain)
- 11.00 **Understanding the mechanisms of PDT for prevention of NMSC**
Lorea Bagazgoitia (Spain)
- 11.20 **Update in clinical MAL-PDT**
Yolanda Gilaberte (Spain)
- 11.40 **Place of PDT in the treatment of OTR**
Claas Ulrich (Germany)

- 12.00-13.30 **COSMETIC END POINT OF RECONSTRUCTIVE SURGERY** ▶ Auditorium
Chair ▶ **Sanja Schuller-Petrovic** (Austria)
Cochairs ▶ **Kornelia Böhler** (Austria) and **Ricardo Ruiz-Rodríguez** (Spain)
- 12.00 **Use of light sources and other cosmetic procedures to improve aesthetic results**
Ricardo Ruiz-Rodríguez (Spain)
- 12.15 **How to solve the problem of congenital giant nevus?**
Kornelia Böhler (Austria)
- 12.30 **Is shaving the ideal method to treat cosmetically the nevi?**
Mariana-Viktoria Hoffner (Spain)
- 12.45 **How to treat atrophic or hypertrophic scars?**
Sanja Schuller-Petrovic (Austria)
- 13.00 **Cosmetic & oncologic surgery, Is it possible?**
Andrés Ruiz de Casas (Spain)
- 13.15 Discussion

- 12.00-13.00  **XXIII** reunión del **grupo español de dermatología quirúrgica, láser y oncología cutánea**  ▶ Sala Hidalgo
- 12.00-13.00 **COMUNICACIONES LIBRES SOBRE LÁSER**
Moderadores ▶ **Manuel Asín Llorca** y **María Teresa Conde Calvo**
- 13.00-14.00 **MESA REDONDA**
Futuro de la Formación Quirúrgica de Postgrado de los Dermatólogos en España
¿El principio del fin de la Dermatología Quirúrgica?
Moderadores ▶ **Julián Conejo-Mir** y **Amaro García Díez**
Ponentes ▶ **Francisco Camacho Martínez**, **José Carlos Moreno Giménez** y **Enrique Herrera Ceballos**
- 14.00-15.00 Almuerzo de trabajo
- 15.00-19.00 **DERMATOLOGÍA QUIRÚRGICA**
Moderadores ▶ **Pedro Jaén Olasolo** y **Antonio Vilalta Solsona**
- 15.00-15.30 **CONFERENCIA MAGISTRAL**
Tratamiento quirúrgico de las alopecias del cuero cabelludo. **Alex Ginsburg**
- 15.30-16.00 **Novedades en Cirugía Dermatológica.** **Jorge Soto De Delás**
- 16.00-16.15 Café - Descanso
- 16.15-17.30 **¿CÓMO TRATARÍA USTED?**
Moderadores ▶ **Manuel Ángel Rodríguez Prieto** y **Hugo Vázquez Veiga**
Ponentes ▶ **Esther De Eusebio Murillo**, **Magdalena De Troya Marín**, **José Manuel Fernández Vozmediano**, **Pedro Redondo Bellón**, **Salvio Serrano Ortega** y **Javier Vázquez Doval**
- 17.30-18.30 **COMUNICACIONES LIBRES SOBRE DERMATOLOGÍA QUIRÚRGICA**
Moderadores ▶ **Luis Ríos Buceta** y **María José Seoane Pose**
- 18.30-19.00 **ENTREGA DE PREMIOS y HOMENAJE A ANTONIO MARTÍN**
- 19.00-20.00 **ASAMBLEA Y ELECCIONES DEL GECIDOC.** Restringida a los miembros del Grupo
- 22.00 Cena de Clausura de la Reunión

General Information



Congress Venue

Hotel Meliá Castilla****

Capitán Haya, 43
28020 Madrid, Spain
Tel. (34) 915 675 000 · Fax (34) 915 675 051
melia.castilla@solmelia.com
www.meliacastilla.com



Dates April 7th-10th, 2010

Language

The official language of the WCCS will be English.

The XXIII GECIDOC Meeting will be held in Spanish.

Insurance

The Organizers do not accept liability for individual medical, travel or personal insurance and participants are strongly advised to make their own arrangements with respect to health and travel insurance.

Registration Fees (VAT included)

Registration and Payment received	onsite EUR
WCCS Participant	500
Trainee with certificate	300
WCCS Participant + XXIII Reunión GECIDOC	525
Trainee WCCS + XXIII Reunión GECIDOC	325

The WCCS registration fee includes attendance of the scientific activities included in the WCCS programme, access to the parallel Congress Exhibition and invitation to the Welcome Reception, printed material of the Congress, coffee breaks between sessions and certificate of attendance.

The WCCS + GECIDOC registration fee includes attendance of the scientific activities included in the WCCS and GECIDOC programmes, access to the parallel Congress Exhibition and invitation to the Welcome Reception, printed material of the Congress, coffee breaks between sessions, Saturday lunch and certificate of attendance.

Cancellation Policy

All cancellations must be sent by fax, e-mail or normal post to the General Secretariat.

For cancellations received before **February 1st** 50% refund. Before **March 15th** 25% refund. After **March 15th** NO refunds will be made. However, the fee can be transferred to another delegate at no extra charge.

Congress Documents

The Congress documents must be picked up at the General Secretariat (Upper Hall) during the opening hours.

Badges

Name badges must be worn at all times in the Congress Centre.

Exhibition

A most complete overview of pharmaceuticals, laboratory equipment, therapeutic supplies, instruments and auxiliary equipment, are gathered together in the Lower Floor of the Venue.

The Exhibition hours are as follows:

Thursday, 8th April 2010 ▶ 08.30 - 18.00

Friday, 9th April 2010 ▶ 08.30 - 18.00

Saturday, 10th April 2010 ▶ 08.30 - 13.30

Fund-raising Dinner: Albinos Program on Friday, 9th at 09.00 pm.

Casino de Madrid. Alcalá, 15 - Madrid

This dinner at the elegant Casino de Madrid is a fund-raiser for Albinos Spain Program and Moshi Program. The cost of the dinner is 120€ (VAT included) per person, the funds will be donated to these programs.

If you are interested in joining us, the tickets can be purchased at the congress.

The buses will leave at 20.20 hours from the main entrance of the Hotel Meliá.

Tie and jacket compulsory.

CME Credits

Serono Symposia International Foundation has submitted the main Congress Program of the 13th World Congress on Cancers of the Skin (WCCS) for accreditation by the **European Accreditation Council for Continuing Medical Education (EACCME)**.

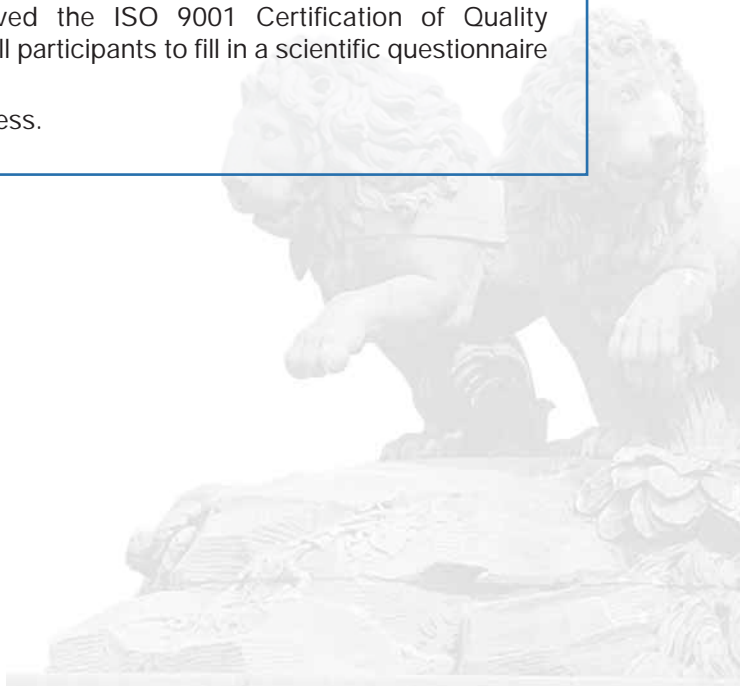
The CME accreditation is valid for the main Congress Program only and does not cover the company-sponsored symposia.



ISO 9001 Certification

Serono Symposia International Foundation has received the ISO 9001 Certification of Quality Management Systems. This Quality Certification requires all participants to fill in a scientific questionnaire and to evaluate the overall quality of the event.

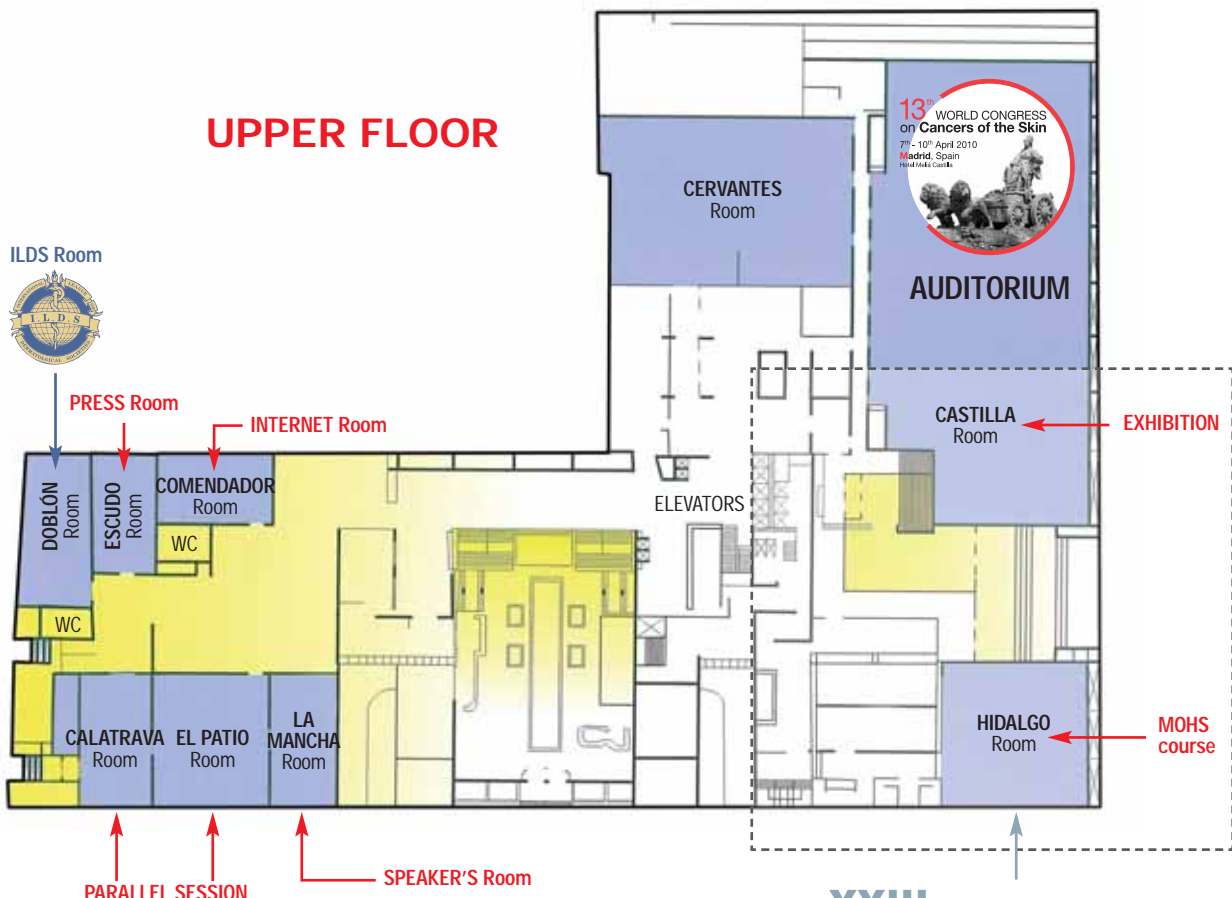
Questionnaires will be distributed onsite during the Congress.



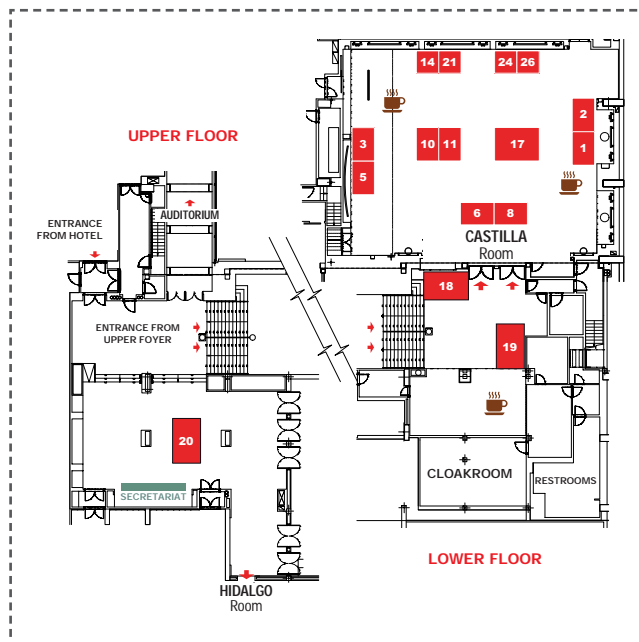


Venue map

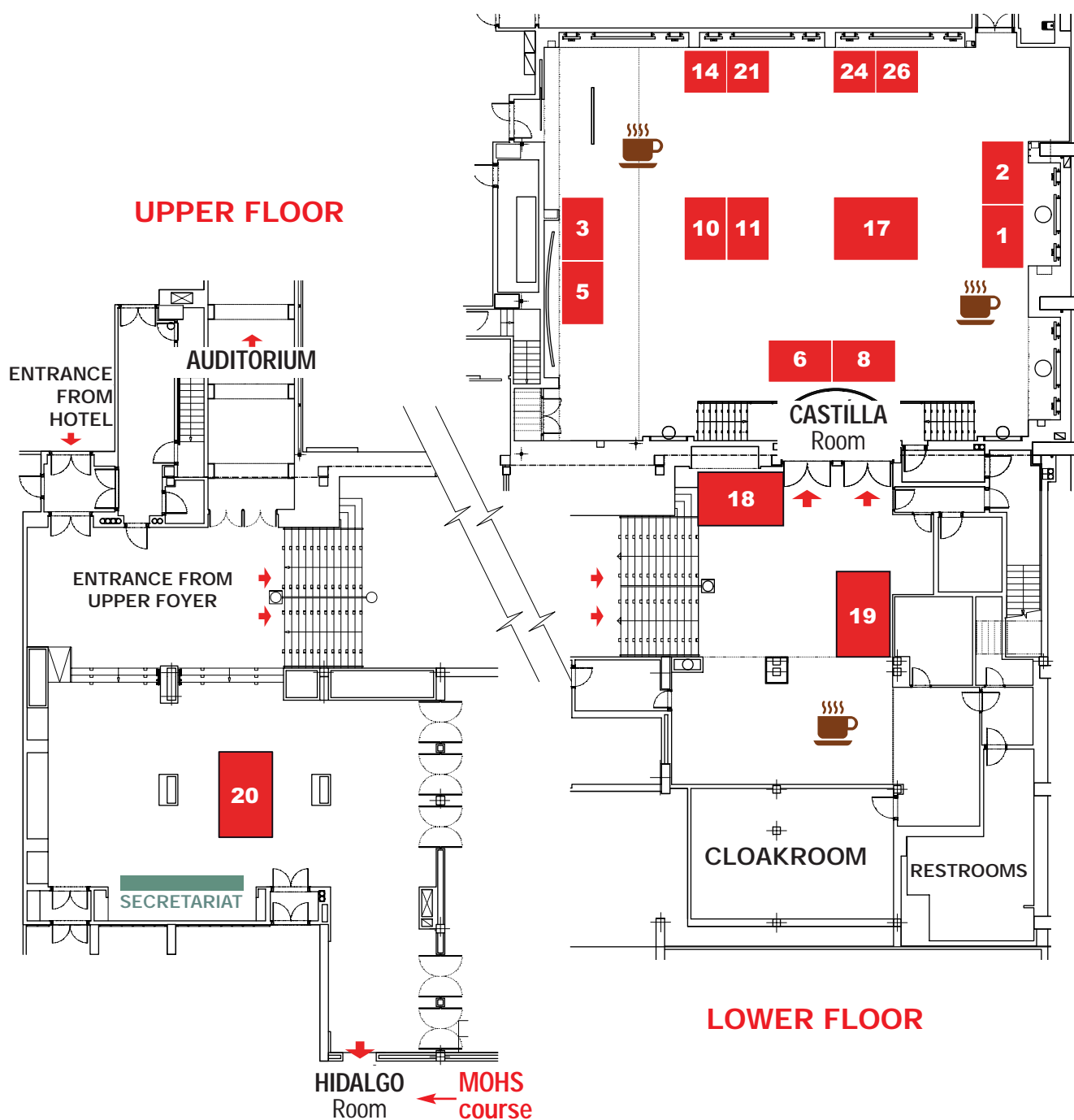
UPPER FLOOR



XXIII reunión del grupo español de dermatología quirúrgica, láser y oncología cutánea



- | | |
|--|--|
| 1. Industrial Farmacéutica Cantabria, S.A. | 14. Derma Medical Systems GmbH |
| 2. Meda Pharma, S.A.U. | 17. L'Oréal España, S.A. (Vichy) |
| 3. Isdin, S.A. | 18. Avéne - Pierre Fabre |
| 5. Novartis Farmacéutica, S.A. | 19. L'Oréal España, S.A. (La Roche Posay) |
| 6. Igea S.P.A. | 20. Laboratorios Galderma, S.A. |
| 8. 3Gen, LLC | 21. Laboratorios Expanscience, S.A. |
| 10. Skin Cancer Foundation | 24. Biología y Técnica de la Radiación, S.L. |
| 11. Spirig Pharma Ltd. | 26. Fotofinder |



Main Sponsors

PLATINUM



GOLD



BRONZE



General Sponsors



Collaborators

