

September, 5th-8th 2007
Barcelona, Spain
Hotel Fira Palace

Final Programme

FIRST WORLD MEETING
OF INTERDISCIPLINARY
MELANOMA / SKIN CANCER CENTERS

Under the auspices of



European Association of Dermatologic Oncology

The **First World Meeting of Interdisciplinary Melanoma/Skin Cancer Centers**, to take place in **Barcelona Spain** in **September 2007**, will be a unique opportunity for melanoma clinicians and researchers, who are part of multidisciplinary melanoma /skin cancer centers to interact, learn from one another, establish collaborations and set an agenda for the further evolution of multidisciplinary melanoma care and research.

The conference will feature **Plenary Session** speakers who are recognized experts in melanoma treatment and research. These Plenary Sessions will form the scientific backdrop for the meeting, and will highlight problem areas and opportunities in melanoma today. These Plenary Sessions will set the stage for a series of **Breakout Sessions** conducted by clinical and research experts, designed to focus attention and lead to new collaborative approaches in key areas where melanoma centers should be taking the lead.

The Breakout Sessions will address the following topics:

- **Melanoma Education, Prevention and Training**

Goals: To facilitate international collaborations among multidisciplinary melanoma centers in melanoma patient education and early detection, and in melanoma prevention techniques and research. To develop strategies for further melanoma treatment and research by establishing melanoma training opportunities (eg, clinical or postdoctoral research fellowships) for clinicians and researchers in collaborative multidisciplinary melanoma centers.

- **Melanoma Tumor Tissue Procurement and Collaborative Research**

Goals: To develop improved strategies for procuring fresh frozen and paraffin-embedded tissue from primary melanoma specimens that maximize both research opportunities and patient safety. To establish improved networks for collaboration among multidisciplinary melanoma centers worldwide, with a particular focus on increasing the level of collaboration between North American, Australian and European melanoma centers and between melanoma centers and existing cooperative oncology clinical research groups in North America and Europe.

- **Melanoma Treatment and Clinical Trials**

Goals: To foster the more rapid dissemination of innovative melanoma diagnostic, imaging and treatment techniques among the world's melanoma centers. To establish networks for the rapid conduct of cutting edge clinical trials and biomarker correlative studies requiring large groups of patients with adequate follow up. To establish clinician researcher collaborations that allow the integration of correlative scientific studies into existing and future clinical trials conducted through the melanoma centers and the cooperative oncology clinical research groups.

After the initial specialty based session, subsequent sessions would be topic based and would include a mixture of specialists in each session, carrying forward the discussions started in the specialty breakout. Finally, "writing committees" selected during the last breakout session will be formed to summarize the discussions on each topic and provide a series of concrete suggestions and strategies, as well as ideas for developing funding sources when relevant.

The final "product" of these breakout sessions, and the Meeting as a whole, will be the written blueprint for the world's multidisciplinary centers to move forward in a collaborative fashion to improve melanoma education, prevention, training, clinical care and research.

Enjoy your stay in Barcelona!




Josep Malvehy Barcelona, Spain



Claus Garbe Tuebingen, Germany



Vernon Sondak Tampa, Florida, USA



John Thompson Sydney, Australia

Organizing Committee

Josep Malvehy. Barcelona, Spain
Claus Garbe. Tuebingen, Germany
Vernon Sondak. Tampa, Florida, USA
John Thompson. Sydney, Australia

Local Scientific Committee

Rafael Botella. Valencia, Spain
Cristina Carrera. Barcelona, Spain
Teresa Castel. Barcelona, Spain
Julián Conejo-Mir. Sevilla, Spain
Carles Conill. Barcelona, Spain
Carlos Ferrándiz. Barcelona, Spain
Pedro Gascón. Barcelona, Spain
Carmen Herrero. Barcelona, Spain
Pablo Lázaro. Madrid, Spain
Cristina Mangas. Barcelona, Spain

Maribel Marmol. Barcelona, Spain
Rosa Martí. Lleida, Spain
Salvador Martín-Algarra. Pamplona, Spain
Susana Puig. Barcelona, Spain
Ramon Rull. Barcelona, Spain
Marcelo Sánchez. Barcelona, Spain
Sergi Vidal-Sicart. Barcelona, Spain
Antonio Vilalta. Barcelona, Spain
Ramon Vilella. Barcelona, Spain

Faculty

Sanjiv Agarwala. Bethlem, USA
Giuseppe Argenziano. Naples, Italy
Jürgen Becker. Wuerzburg, Germany
Antonio Buzaid. Sao Paulo, Brazil
Carles Conill. Barcelona, Spain
Brigitte Dreno. Lyon, France
Alexander Eggermont. Rotterdam, Netherlands
Richard Essner. Los Angeles, USA
Keith Flaherty. Philadelphia, USA
Claus Garbe. Tübingen, Germany
Pedro Gascón. Barcelona, Spain
Jean-Jacques Grob. Marseille, France
Nelleke Gruis. Leiden, Netherlands
Axel Hauschild. Kiel, Germany
Peter Hersey. Newcastle. Australia
Omid Hamid. Santa Monica, Los Angeles, USA
Ulrich Keilholz. Berlin, Germany
John Kirkwood. Pittsburgh, USA
Gilles Landmann. Sao Paulo, Brazil
Stanley Leong. San Francisco, USA
Paul Lorigan. Manchester, UK
Josep Malvehy. Barcelona, Spain

Salvador Martín-Algarra. Barcelona, Spain
Martin Mihm. Boston, USA
Steve O'Day. Santa Monica, USA
Hubert Pehamberger. Vienna, Austria
Giovanni Pellecani. Modena, Italy
Ketty Peris. L'Aquila, Italy
Victor Prieto. Houston, USA
Susana Puig. Barcelona, Spain
Antoni Ribas. Los Angeles, USA
Jason Rivers. Vancouver, Canada
Caroline Robert. Paris, France
Merrick Ross. Houston, USA
Dirk Schadendorf. Heidelberg, Germany
Vernon Sondak. Tampa, USA
Alexander Stratigos. Athens, Greece
John Thompson. Sydney, Australia
Hensin Tsao. Boston, USA
Selma Ugurel. Würzburg, Germany
Sergi Vidal-Sicart. Barcelona, Spain
Matthias Volkenandt. Munich, Germany
Iris Zalaudek. Graz, Austria

Wednesday, 5th September 2007

- 12.00 **PRESESSION. New drugs and new studies** ▶ **Room Verdi**
Chairpersons: [Claus Garbe](#) / [Axel Hauschild](#)
- 12.00 CTLA-4/PD-1 pathway in regulating T-cell response and clinical trial data. [Caroline Robert](#)
- 12.25 Increasing ROS, a new approach to treating melanoma, update of Synta 4783. [Steve O'Day](#)
- 12.50 Anti-integrin antibodies (CNT095). [Dirk Schadendorf](#)
- 13.15 RAF kinase inhibitors. [Axel Hauschild](#)
- 13.40 Oblimersen. [Claus Garbe](#)
- 14.05 Biomarkers. [Selma Ugurel](#)
- 15.00 **SATELLITE SYMPOSIUM**  Schering-Plough ▶ **Room Verdi**
Multidisciplinary approaches to melanoma management
Chairpersons: [Claus Garbe](#) / [John Kirkwood](#)
- 15.00 Introduction. [Claus Garbe](#)
- 15.05 How the Sydney Melanoma Unit became a Center for Multidisciplinary Melanoma Treatment and Research. [John Thompson](#)
- 15.30 The Moffitt Melanoma Center of excellence - Pros and Cons of a truly multidisciplinary structure. [Vernon Sondak](#)
- 15.55 Certified interdisciplinary melanoma centers in Germany: An international model?
[Dirk Schadendorf](#)
- 16.20 High dose interferon: European perspective and toxicity management. [Axel Hauschild](#)
- 16.45 Closing remarks: Pros of interdisciplinary structure. [John Kirkwood](#)
- 17.30 **SATELLITE SYMPOSIUM**  ▶ **Room Verdi.**
**Apoptosis, autoimmunity and molecular targets in melanoma:
Current reality and future scenarios**
Chairpersons: [Josep Malvehy](#) / [Antoni Ribas](#)
- 17.15 Introduction. [Josep Malvehy](#)
- 17.30 Strategies in overcoming resistance of melanoma to apoptosis. [Peter Hersey](#)
- 17.50 Autoimmunity in melanoma treatment. [Antoni Ribas](#)
- 18.10 Molecularly guided therapy for melanoma: Current status and perspectives. [Sanjiv Agarwala](#)
- 18.30 Conclusions
- 20.00 **Welcome Reception** ▶ **Fundació Miró**
Shuttle service from Hotel Fira Palace to Fundació Miró.
Departure at 19.30 h. and return at 22.30 h.

Thursday, 6th September 2007

- 08.15 **CASE PRESENTATIONS** ▶ **Room Verdi**
Chairpersons: Susana Puig / Iris Zalaudek / Giovanni Pellecani
Complexity of familial melanoma. S. Puig, C. Carrera, J. Malvehy
In vivo characterization of dermoscopic patterns by confocal microscopy improves melanoma diagnosis. C. Longo, J. Malvehy, S. Bassoli, S. Puig, C. Carrera, S. Segura, S. Seidenari, G. Pellecani
Confocal microscopy assistance in the recognition of a difficult lesion of the face. S. Bassoli, I. Stanganelli, C. Longo, G. Pupelli, S. Seidenari, G. Pellecani
Melanoma vs Spitz nevus: A case with peculiar biological behaviour. I. Zalaudek, G. Ferrara, G. Argenziano
Melanomas treated with cryotherapy: Mistakes that can be avoided. A. Mas, M. Miró, C. Carrera, S. Puig, J. Malvehy
- 09.00 **PLENARY SESSION 1. Primary and secondary prevention of melanoma** ▶ **Room Verdi** 🎧
Chairpersons: Jean-Jacques Grob / Jason Rivers
Key Issues: How to achieve exchanges in the behaviour of the public in order to decrease melanoma incidence?; Is nevus screening worthwhile?
09.00 The role of primary prevention in melanoma 2007. Jason Rivers
09.15 Risk factors for melanoma development. Alexander Stratigos
09.30 Low penetrance melanoma susceptibility genes. Ketty Peris
09.45 The GenoMEL Study of melanoma-prone families from three continents. Nelleke Gruis
10.00 Coffee - Break
10.30 Nevus screening – Who should be screened and how should it be done? Jean-Jacques Grob
10.45 Statement of Chairpersons to Key Issues
11.00 Discussion
11.30 **BASIC LECTURE A** ▶ **Room Verdi** 🎧
Genetics and genomics in melanoma. Hensin Tsao
12.15 Lunch / **POSTER VIEWING**
13.30 **BREAKOUT SESSIONS** (simultaneous)
13.30 **BREAKOUT SESSION 1. Dermoscopy and new techniques** ▶ **Room Verdi**
Chairpersons: Giuseppe Argenziano / Giovanni Pellecani
Key Issues: Light and darkness of total body-photography and dermoscopy in melanoma detection; new imaging techniques for the in vivo and ex vivo evaluation of primary tumors: Research and clinical application
Short presentations (7 minutes + 3 minutes discussion)
Early melanomas on the limbs: Clinical, dermoscopic, confocal reflectance microscopy and histopathological findings. C. Carrera, S. Puig, M. Lamoca, G. Salerni, P. Serrano, P. Aguilera, M. Miró, F. Cuellar, A. Mas, J. Palou, L. Alós, J. Malvehy
The impact of in vivo reflectance confocal microscopy for the diagnosis of melanoma. C. Longo, G. Pellecani, P. Guitera, M. Avramidis, S. Seidenari, S. Menzies
In vivo microscopic features of nodular melanomas: Dermoscopy, confocal microscopy and histopathologic correlates. S. Segura, G. Pellecani, S. Puig, C. Longo, S. Bassoli, P. Guitera, J. Palou, S. Menzies, S. Seidenari, J. Malvehy
13.30 **BREAKOUT SESSION 2** ▶ **Room Rossini 1**
Genetic testing and patient counselling in melanoma
Chairpersons: Nelleke Gruis / Ketty Peris / Susana Puig
Key Issues: Light and darkness of genetic testing in melanoma; Pros and cons of patient counselling based in genetic melanoma testing; Identification and clinical management of high-risk patients
Short presentations (7 minutes + 3 minutes discussion)
Genetic susceptibility to melanoma. S. Puig, J.A. Puig-Butille, F. Cuellar, C. Badenas, C. Carrera, R. Martí, M. Milà, J. Malvehy
CDKN2A mutation analysis in patients with melanoma and breast cancer. E. Nagore, R. Botella-Estrada, Z. García-Casado, I. Chirivella, V. Soriano, A. Lluch, C. Guillén
Genetic risks factors for melanoma development in Latin-America. F. Cuellar, A. Larre-Borges, B. Carlos, J.A. Puig-Butille, V. Godinez, Z. Ogbah, N. Méndez, J. Salas, G. Landman, C. Wildhozer-Rey, R. Bonamico, E. Morales, C. Balestrini, H. Cabo, C. Merlano, J. Malvehy, S. Puig

- 13.30 **BREAKOUT SESSION 3. Staging diagnostics – Present and future directions** ▶ Room Rossini 2
 Chairpersons: Antonio Buzaid / Jürgen Becker
Key Issues: Current standards in melanoma staging in different continents; Clinical and molecular information that should be incorporated in melanoma staging; Cost-efficacy of melanoma staging
Short presentations (7 minutes + 3 minutes discussion)
 The value of contrast-enhanced ultrasonography in the detection of liver metastases in the follow-up of patients with stages III and IV melanoma. J. Levang, P. Manzoni, M. Puyraveau, P. Sarliève, E. Puzenat, P. Humbert, B. Kasler, F. Aubin
 Analysis of the multiple serum markers in advanced MM. S. Viteri, M. González Cao, A. Díaz Lagarés, A. Chopitea, P. Redondo, S. Martín Algarra, A. González
 Melanoma surveillance: An analysis of the early detection of recurrences. U. Leiter, M. Weichenthal, A. Figl, D. Schadendorf, A. Hauschild, C. Garbe
 Markers of cutaneous malignant melanoma in peripheral blood. M. Ziman, S. Medic, R. Slattery, R. Pearce, P. Heenan
- 13.30 **BREAKOUT SESSION 4. Establishment of scientific tissue banks** ▶ Room Cristal
 Chairpersons: Victor Prieto / Dirk Schadendorf
Key Issues: Importance of melanoma tissue banks; Organisation of melanoma tissue bank; Regulation of tissue banks in different continents; Quality control of tissue banks
Short presentations (7 minutes + 3 minutes discussion)
 Tumour mapping in melanoma. Dermoscopy and confocal reflectance microscopy as additional tools for obtaining fresh tumor sample. P. Aguilera, P. Serrano, C. Carrera, J. Palou, Ll. Alós, S. Puig, J. Malvehy
 A combined morphometric and ribonucleic acid extraction analysis of melanoma samples. N. Scott, N.S. McNutt, J. Cohen, W. Sterry, J.G. Krueger, U. Trefzer
 Effect of proteasome inhibitors on proliferation and apoptosis of melanoma cell lines. R.M. Martí, A. Sorolla, A. Yeramian, X. Dolcet, A.M. Pérez de Santos, D. Llobet, J.M.A. Casanova, X. Soria, R. Vilella, X. Matias-Guiu
 Genetic analyses of acral melanoma. J. Puig-Butille, Z. Ogbah, C. Badenas, C. Carrera, J. Malvehy, S. Puig
- 15.00 **PLENARY SESSION 2. Melanoma diagnosis** ▶ Room Verdi 🎧
 Chairpersons: Martin Mihm / Josep Malvehy
Key Issues: Should dermoscopy become a standard in melanoma diagnosis?; Which molecular markers should be included in future work up of melanoma specimens?
- 15.00 Dermoscopy in the diagnosis of initial melanomas. Giuseppe Argenziano
 15.15 Challenges for dermoscopy and non invasive imaging in melanoma diagnosis. Josep Malvehy
 15.30 Digital dermoscopy. Giovanni Pellecani
 15.45 The use of tissue microarray as a tool to evaluate the importance of cell cycle proteins, integrins and metallo-proteinases in melanoma behaviour. Gilles Landmann
 16.00 Molecular prognostic markers in melanoma. Martin Mihm
 16.15 Statement of Chairpersons to Key Issues
 16.25 Discussion
- 17.00 **REPORT FROM BREAKOUT SESSIONS 1-4** ▶ Room Verdi 🎧
 Dermoscopy and new techniques. Giuseppe Argenziano/ Giovanni Pellecani
 Genetic testing and patient counselling in melanoma. Nelleke Gruis / Ketty Peris / Susana Puig
 Staging diagnostics. Present and future directions. Antonio Buzaid / Jürgen Becker
 Establishment of scientific tissue banks. Victor Prieto / Dirk Schadendorf
- 17.30 **SATELLITE SYMPOSIUM**  **Bristol-Myers Squibb** ▶ Room Verdi
Emerging Strategies to Improve Multidisciplinary Management of Malignant Melanoma: The Role of Immunotherapy. Chairperson: Steven J. O'Day
- 17.30 Welcome and activity overview
 17.40 CTLA-4 - Targetered immunotherapy: Overview of clinical development. Steven J. O'Day
 18.00 CTLA-4 antibody case studies: Kinetics of the immune response and immune related breakthrough events. Omid Hamid
 18.20 Future directions of immunotherapy for malignant melanoma. Keith T. Flaherty
 18.40 Question and answer session
 19.00 Cocktail Reception


Friday, 7th September 2007

- 08.15 **CASE PRESENTATIONS** ▶ **Room Verdi**
Chairpersons: [Sergi Vidal-Sicart](#) / [Carles Conill](#) / [Pedro Gascón](#)
Lentigo maligna melanoma treated with Imiquimod. [A. Alomar](#), [J. Dalmau](#)
Whole brain radiotherapy following local treatment of 1-3 intracranial metastases of melanoma – A phase III trial. [G. Fogarty](#), [J.F. Thompson](#), [R. Morton](#)
Electrochemotherapy: A new treatment for cutaneous and subcutaneous melanoma lesions. [L.Mir](#)
Radiotherapy and melanoma – A single institution experience. [D. Gregory](#), [N. Cook](#), [S. Raj](#), [S. Bailey](#), [K. Fife](#), [P. Corrie](#)
Merkel cell carcinoma of the scalp with nodal involvement. [R. Berman](#), [K. Madden](#), [A. Chandra](#), [K. Kerr](#), [A. Pavlick](#)
- 09.00 **PLENARY SESSION 3. Melanoma surgery** ▶ **Room Verdi** 🎧
Chairpersons: [Alexander Eggermont](#) / [Vernon Sondak](#)
Key Issues: What are the present standards in melanoma surgery? Should metastasectomy have a greater role in stage IV melanoma?
09.00 Surgical management of melanoma: Standards, new insights and the biology behind. [Alexander Eggermont](#)
09.15 Shall we perform sentinel node biopsy if benefit for overall survival is lacking? [Stanley Leong](#)
09.30 Role of surgical metastasectomy in stage IV melanoma. [Vernon Sondak](#)
09.45 Future directions of melanoma staging. [Merrick Ross](#)
- 10.00 Coffee - Break / **POSTER VIEWING**
- 10.30 Statement of Chairpersons to Key Issues
10.45 Discussion
- 11.30 **BASIC LECTURE B** ▶ **Room Verdi** 🎧
Essentials of guideline development for melanoma. [John Thompson](#)
- 12.15 Lunch / **POSTER VIEWING**
- 13.30 **BREAKOUT SESSIONS** (simultaneous)
- 13.30 **BREAKOUT SESSION 5. Is SLNB appropriate in 2007? If so, in which patients?** ▶ **Room Verdi**
Chairpersons: [Merrick Ross](#) / [Vernon Sondak](#)
Key Issues: Light and darkness of SLNB in melanoma; Impact of SLNB in melanoma clinical guidelines in different continents; Research or standard of care?; Future of SLNB in melanoma
Short presentations (7 minutes + 3 minutes discussion)
Quantitative RT-PCR (qRT) Analysis of melanoma sentinel lymph nodes: Prognostic significance of a multimarker molecular assay. [M. González Cao](#), [J.A. Puig-Butille](#), [C. Badenas](#), [J. Malveyh](#), [R. Martí](#), [T. Castel](#), [R. Rull](#), [A. Vilalta](#), [S. Vidal-Sicart](#), [J. Palou](#), [R. Vilella](#), [C. Conill](#), [F. Pons](#), [M. Bes-Rastrollo](#), [S.Puig](#)
Correlation study between the status of sentinel lymph node(s) and the clinicopathological data of primary melanoma. [R. Botella-Estrada](#), [E. Nagore](#), [L. Hueso](#), [J. Giménez](#), [S. Almenar](#), [C. Guillén](#)
Predictive value of clinical and histopathological characteristics of primary cutaneous melanoma on the positivity of sentinel lymph node for melanoma micrometastasis. [R.I. Neves](#), [E.R. Brechtbühl](#), [A. Leon](#), [D.R. Mackay](#), [J.P. Duprat](#)
- 13.30 **BREAKOUT SESSION 6. Organization of melanoma centers/study centers** ▶ **Room Rossini 1**
Chairpersons: [Claus Garbe](#) / [John Thompson](#)
Key Issues: Melanoma centers in different continents; Light and darkness of a interdisciplinary melanoma center; Structure and fundings; Main goals of a melanoma center; Future scenarios
Short presentations have not been selected for this session
- 13.30 **BREAKOUT SESSION 7. Investigator initiated trials** ▶ **Room Rossini 2**
Chairpersons: [Ulrich Keilholz](#) / [Sanjiv Agarwala](#)
Key Issues: Pros and cons of investigator initiated trials vs company sponsored trials; Regulations in different continents; Development of new treatments in melanoma; Future directions
Short presentations (7 minutes + 3 minutes discussion)
Adoptive transfer of autologous tumor-infiltrating-lymphocytes for treatment of metastatic melanoma patients. [M.J. Besser](#), [A.J. Treves](#), [R. Shapira-Frommer](#), [O. Itzhaki](#), [I. Hardan](#), [A. Nagler](#), [M.Z. Papa](#), [B. Shalmon-Zifroni](#), [J. Schachter](#)

Combination of therapeutic vaccination with autologous mRNA electroporated dendritic cells and interferon alfa-2b results in skin depigmentation and tumor regression in patients with advanced melanoma. [B. Neyns](#), [Corthals](#), [K. Thielemans](#)
Massive regression during treatment with Ticitimumab in selected stage IV melanoma patients. [B. Weide](#), [A. Pflugfelder](#), [Th. Eigentler](#), [C. Garbe](#)

- 15.00 **PLENARY SESSION 4 ▶ Room Verdi** 
Targeted and individualized approaches to future melanoma therapy
Chairpersons: [Keith Flaherty](#) / [Hubert Pehamberger](#)
Key Issues: Which are the most promising targets for future melanoma treatment?; How can melanoma therapy be individualized?
- 15.00 Targeting signal transduction pathways in melanoma. [Keith Flaherty](#)
15.15 Molecular targets – Others than signal transduction proteins. [Paul Lorigan](#)
15.30 Targeting tumor apoptosis. [Hubert Pehamberger](#)
15.45 Sorafenib. [Sanjiv Agarwala](#)
16.00 How to individualize systemic therapies in melanoma. [Jürgen Becker](#)
16.15 Statement of Chairpersons to Key Issues
16.25 Discussion
- 17.00 **REPORT FROM BREAKOUT SESSIONS 5-7 ▶ Room Verdi** 
Is SLNB appropriate in 2007? If so, in which patients? [Merrick Ross](#) / [Vernon Sondak](#)
Organization of melanoma centers/Study centers. [Claus Garbe](#) / [John Thompson](#)
Investigator initiated trials. [Ulrich Keilholz](#) / [Sanjiv Agarwala](#)
- 21.00 **Gala Dinner ▶ Casa Batlló**
Shuttle service from Hotel Fira Palace to Casa Batlló from 20.00 h.
Return at 23.30 h.

Saturday, 8th September 2007

- 08.15 **CASE PRESENTATIONS ▶ Room Verdi**
Chairpersons: [Antonio Buzaid](#) / [Salvador Martín-Algarra](#)
Hispanic albino with stage IIIc melanoma. [R. Shapiro](#), [K. Madden](#), [K. Kerr](#), [A. Pavlick](#)
Treatment of cutaneous metastatic malignant melanoma with intralesional IL-2. [L. Dehesa](#), [J. Vilar](#), [J. Bastida](#), [J. Gómez-Duaso](#), [G. Carretero](#)
Potent anti melanoma immune response followed by adoptive transfer of T Helper 2 Profile CD4+ cells. [M.J. Besser](#), [K. Oved](#), [O. Izhaki](#), [A.J. Treves](#), [Y. Reiter](#), [J. Schachter](#)
Autologous vaccination in metastatic melanoma: Correlation of HLA class I expression and tumoral progression. [T. Cabrera](#), [E. Lara](#), [J.M. Romero](#), [I. Maleno](#), [L.M. Real](#), [F. Ruiz-Cabello](#), [P. Valero](#), [F.M. Camacho](#), [F. Garrido](#)
- 09.00 **PLENARY SESSION 5. Immunotherapy ▶ Room Verdi** 
Chairpersons: [Peter Hersey](#) / [Antoni Ribas](#)
Key Issues: Does vaccination have a role in future melanoma treatment?; How can different immunotherapeutic strategies be combined?
- 09.00 Melanoma vaccination with cell line derived antigens. Current results and perspectives. [Peter Hersey](#)
09.15 Dendritic cell vaccination. [Dirk Schadendorf](#)
09.30 T-cell mediated melanoma treatment – How can it be developed? [Brigitte Dreno](#)
09.45 Cutaneous adverse events of new anti-cancer drugs. [Caroline Robert](#)
- 10.00 Coffee - Break
- 10.30 Statement of Chairpersons to Key Issues
10.45 Discussion

Friday,
7th

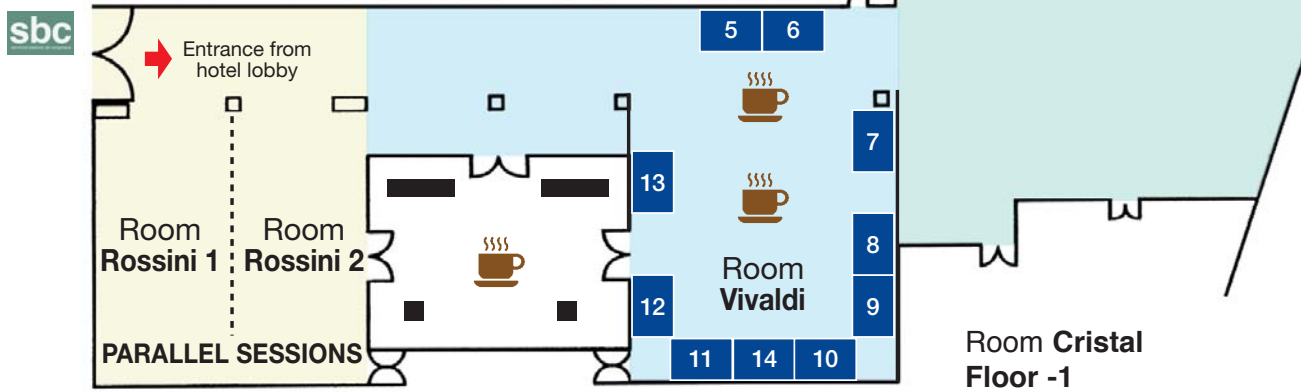
Saturday,
8th



- 11.30 **BASIC LECTURE C** ▶ **Room Verdi** 🎧
Communication with the cancer patient. Matthias Volkenandt
- 12.15 Lunch / **POSTER VIEWING**
- 13.30 **BREAKOUT SESSIONS** (simultaneous)
- 13.30 **BREAKOUT SESSION 8. Documentation and quality control** ▶ **Room Verdi**
Chairpersons: John Thompson / Claus Garbe
Key Issues: Light and darkness of melanoma registries in different continents; Standards of quality control in melanoma centers; Certification of melanoma/Skin cancer centers
- 13.30 **BREAKOUT SESSION 9** ▶ **Room Rossini 1**
Future directions of adjuvant melanoma treatment
Chairpersons: Alexander Eggermont / John Kirkwood
Key Issues: Light and darkness of study design in adjuvant treatment of melanoma; Evidences for future candidates in adjuvant therapies; Investigator initiated studies vs company sponsored trials; Role of international organisations in the development of future treatments
- 13.30 **BREAKOUT SESSION 10** ▶ **Room Rossini 2**
Recommendations for first and second line treatment in stage IV melanoma
Chairpersons: Keith Flaherty / Axel Hauschild
Key Issues: Light and darkness of first and second line treatments in melanoma; Ongoing and future trials in stage IV treatment; Investigator initiated studies vs company sponsored trials; Role of international organisations in the development of future treatments.
- 15.00 **PLENARY SESSION 6. Systemic treatment of melanoma** ▶ **Room Verdi** 🎧
Chairpersons: John Kirkwood / Axel Hauschild
Key Issues: Can general recommendation be given for adjuvant melanoma treatment?; What is the recommendation for first and second line systemic melanoma treatment in stage IV disease?
- 15.00 What is the role of interferon-alpha in future melanoma treatment? – The US perspective
John Kirkwood
- 15.15 What is the role of interferon-alpha in future melanoma treatment? – The European perspective.
Claus Garbe
- 15.30 Treatment of melanoma with cytotoxic drugs in the decade of targeted therapies. Ulrich Keilholz
- 15.45 Has chemoimmuno-therapy a role in melanoma treatment? Antonio Buzaid
- 16.00 Overview on recent and ongoing clinical trials. Axel Hauschild
- 16.15 Statement of Chairpersons to Key Issues
- 16.25 Discussion
- 17.00 **REPORT FROM BREAKOUT SESSIONS 8-10** ▶ **Room Verdi** 🎧
Documentation and quality control
John Thompson / Claus Garbe
Future directions of adjuvant melanoma treatment
Alexander Eggermont / John Kirkwood
Recommendations for first and second line treatment in stage IV melanoma
Keith Flaherty / Axel Hauschild
- 17.30 Closure of the Meeting ▶ **Room Verdi**



FLOOR 1



Exhibitors

- 5** GENTA INCORPORATED
- 6** LABORATORIOS DERMATOLÓGICOS AVÈNE
- 7** SCHERING PLOUGH
- 8** PFIZER
- 9** 3 GEN. LLC
- 10** LA ROCHE POSAY
- 11** DERMA MEDICAL SYSTEMS
- 12** IGEA - EMSOR
- 13** FOTOFINDER SYSTEMS
- 14** SYNTA PHARMACEUTICAL CORP.
- sbc** GENERAL SECRETARIAT

Congress Venue



FIRA PALACE HOTEL****
Av. Rius i Taulet, 1-3
08004 Barcelona

Dates September 5th-8th, 2007

Language and translation. The official language of the meeting will be English. No simultaneous translation will be provided, except in plenary sessions, basic lectures and breakout reports.

Exhibition. A Commercial Exhibition will take place at the Congress Venue, in close proximity to the main meeting rooms.

Registration on site (VAT included)

Delegates	€ 600
Residents and Eastern Countries	€ 400
Accompanying person*	€ 150

* Welcome Reception only

Registration fee includes: entrance to the scientific sessions and to the Exhibition Area, documentation, lunch on Thursday, Friday and Saturday, coffee-breaks and admission to the Welcome Reception.

Cancellation Policy

From **January 1st** until **July 30th** a 50% refund. Between **August 1st** and **August 31st** a 25%. After **September 1st**, no refund.

The participant acknowledges that he/she has no right to lodge damage claims against the organizers should the holding of the meeting be hindered or prevented by unexpected, political or economic events or generally by force majeure, or should the nonappearance of speakers or other reasons need programme changes. With registration, the participant accepts this proviso.

Certificates. You can pick up your Certificate of Communication/Poster at the General Secretariat from Thursday. The Attendance Certificate will be available at the General Secretariat from Friday.

Lunch. The buffet lunch will be held in the Ambar/Liara Rooms from 12.15 h. to 13.30 h.

Coffees. The coffees will be served at the Exhibition Area.

Welcome Reception - Wednesday, 5th September

The Cocktail will be held in the Fundació Miró, the most important collection of Joan Miró's work. The Foundation enjoys a prime location overlooking the city from the magnificent vantage point of Montjuïc Park and also is meeting point where culture and leisure come together in a rich and varied series of spaces. Private visit to the Museum. Shuttle service from Hotel Fira Palace to Fundació Miró. Departure at 19.30 h. and return at 22.30 h.

Gala Dinner - Friday, 7th September

The Gala Dinner will be held in Jujol Room at Casa Batlló. A Gaudi master's piece. Shuttle service from Hotel Fira Palace to Casa Batlló from 20.00 h. Return from 23.30 h.

Insurance

The Organizer do not accept liability for individual medical, travel or personal insurance and participants are strongly advised to make their own arrangements in respect to health and travel insurance.

Accreditations

The First World Meeting of Interdisciplinary Melanoma/Skin Cancer Centers has been accredited by the **European Accreditation Council for Continuing Medical Education** (EACCME). Following the approval from the Spanish Accreditation Council for CME (SACCME), the EACCME has granted **21 European CME credits** (ECMEC) to the meeting.

Disclosure

The First World Meeting of Interdisciplinary Melanoma/Skin Cancer Centers assure that the educational program approved for international CME credit is not influenced or biased by commercial organizations.

Grant

The meeting has received a grant of the Agència de Gestió d'Ajuts Universitaris i de Recerca (AGAUR) de la Generalitat de Catalunya.



Main Sponsors

Platinum  Schering-Plough

Gold 

Silver  Bayer HealthCare
Bayer Schering Pharma


Genta

Bronze 

Collaborators

3 GEN. LLC
DERMA MEDICAL SYSTEMS
FOTOFINDER SYSTEMS
GENTA INCORPORATED
GRUPO FERRER
GEA - EMSOR
GEM IMAGING
LABORATORIOS DERMATOLÓGICOS AVÈNE
LA ROCHE POSAY
PFIZER
SCHERING PLOUGH
SYNTA PHARMACEUTICAL CORP.

General
Secretariat 
servicios básicos de congresos

Apartado Correos 14.040 Tel. +34 690 846 097
08080 Barcelona, Spain Fax +34 932 057 230
sbc@sbc-congresos.com www.melanomacentersmeeting.com